

Local Market Update – October 2022

A RESEARCH TOOL PROVIDED BY THE REALTOR® ASSOCIATION OF THE SIOUX EMPIRE, INC.



Worthing

Lincoln County, SD

- 66.7% **+ 300.0%** **- 26.2%**

Change in
New Listings

Change in
Closed Sales

Change in
Median Sales Price

	October			Year to Date		
	2021	2022	+ / -	2021	2022	+ / -
New Listings	3	1	- 66.7%	19	22	+ 15.8%
Closed Sales	1	4	+ 300.0%	18	18	0.0%
Median Sales Price*	\$365,000	\$269,500	- 26.2%	\$220,000	\$265,750	+ 20.8%
Average Sales Price*	\$365,000	\$272,225	- 25.4%	\$269,133	\$286,294	+ 6.4%
Percent of Original List Price Received*	91.3%	100.6%	+ 10.2%	98.7%	103.8%	+ 5.2%
Average Days on Market Until Sale	24	38	+ 59.4%	59	52	- 11.5%
Inventory of Homes for Sale	3	3	0.0%	--	--	--
Months Supply of Inventory	1.4	1.3	- 6.5%	--	--	--

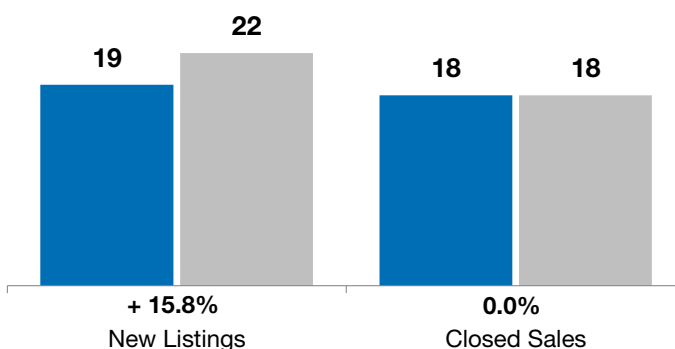
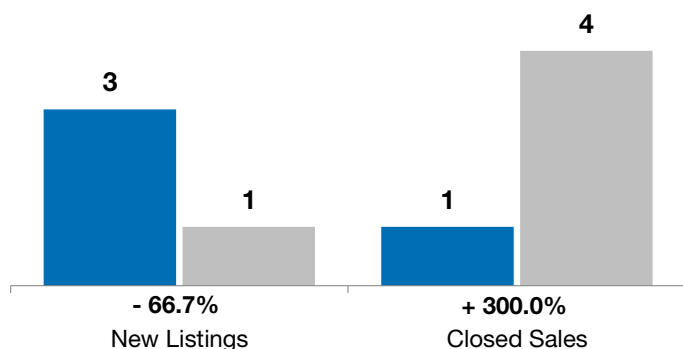
* Does not account for list prices from any previous listing contracts or seller concessions. | Activity for one month can sometimes look extreme due to small sample size.

October

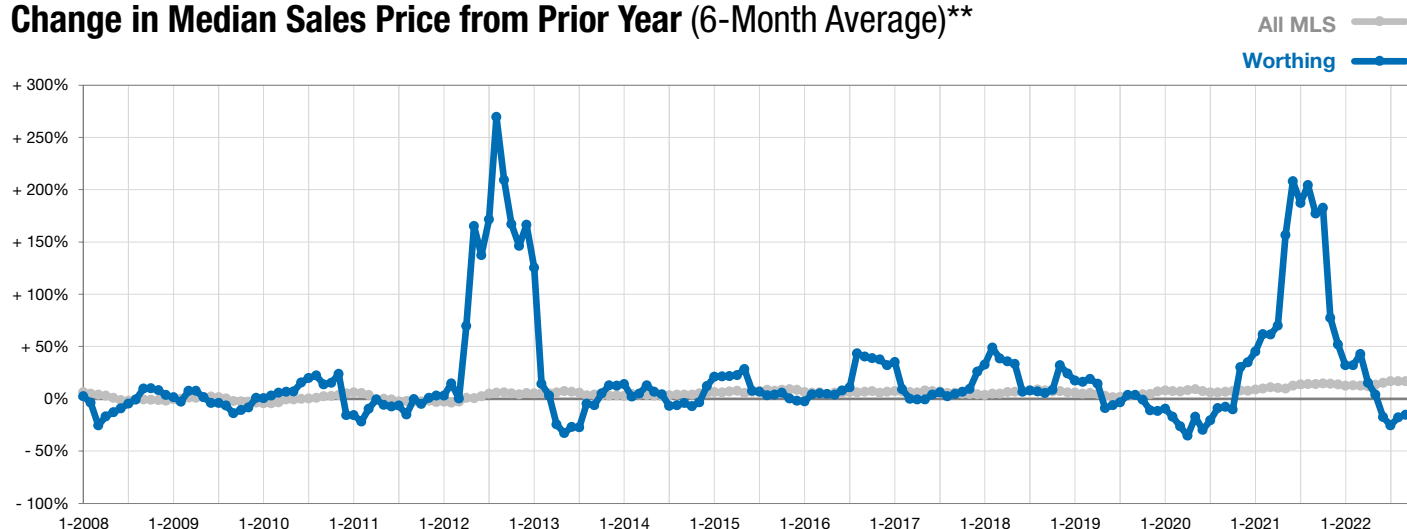
■ 2021 ■ 2022

Year to Date

■ 2021 ■ 2022



Change in Median Sales Price from Prior Year (6-Month Average)**



** Each dot represents the change in median sales price from the prior year using a 6-month weighted average. This means that each of the 6 months used in a dot are proportioned according to their share of sales during that period.