

# Local Market Update – November 2022

A RESEARCH TOOL PROVIDED BY THE REALTOR® ASSOCIATION OF THE SIOUX EMPIRE, INC.



## Baltic

Minnehaha County, SD

--      - 50.0%      - 9.5%

Change in  
New Listings

Change in  
Closed Sales

Change in  
Median Sales Price

### November

### Year to Date

	2021	2022	+ / -	2021	2022	+ / -
New Listings	0	2	--	26	30	+ 15.4%
Closed Sales	2	1	- 50.0%	24	27	+ 12.5%
Median Sales Price*	\$279,000	\$252,500	- 9.5%	\$251,250	\$285,000	+ 13.4%
Average Sales Price*	\$279,000	\$252,500	- 9.5%	\$286,608	\$331,100	+ 15.5%
Percent of Original List Price Received*	102.1%	101.0%	- 1.0%	98.4%	101.8%	+ 3.5%
Average Days on Market Until Sale	52	45	- 12.6%	69	67	- 3.7%
Inventory of Homes for Sale	4	5	+ 25.0%	--	--	--
Months Supply of Inventory	1.6	2.1	+ 31.7%	--	--	--

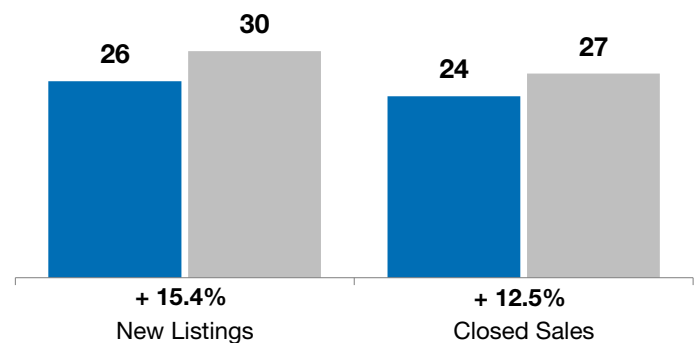
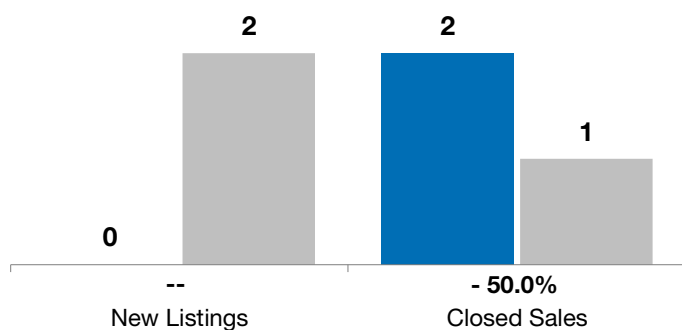
\* Does not account for list prices from any previous listing contracts or seller concessions. | Activity for one month can sometimes look extreme due to small sample size.

### November

■ 2021 ■ 2022

### Year to Date

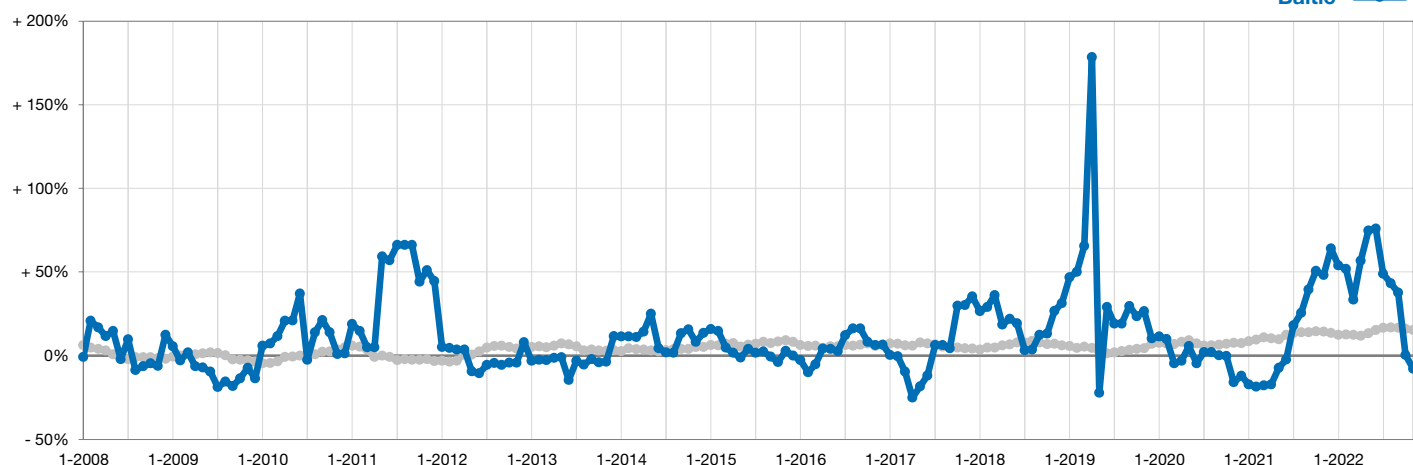
■ 2021 ■ 2022



### Change in Median Sales Price from Prior Year (6-Month Average)\*\*

All MLS —

Baltic —



\*\* Each dot represents the change in median sales price from the prior year using a 6-month weighted average. This means that each of the 6 months used in a dot are proportioned according to their share of sales during that period.