

Local Market Update – November 2022

A RESEARCH TOOL PROVIDED BY THE REALTOR® ASSOCIATION OF THE SIOUX EMPIRE, INC.



Garretson

Minnehaha County, SD

+ 50.0%

0.0%

+ 301.1%

Change in
New Listings

Change in
Closed Sales

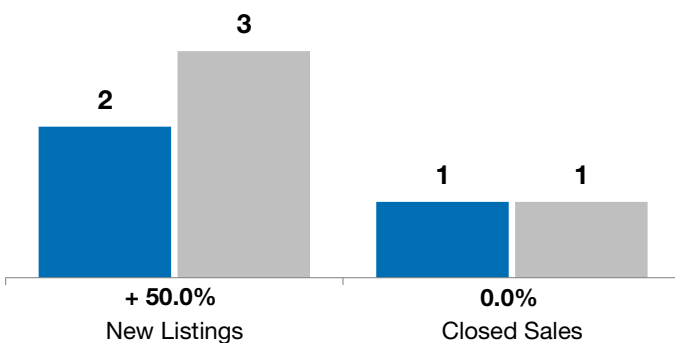
Change in
Median Sales Price

	November			Year to Date		
	2021	2022	+ / -	2021	2022	+ / -
New Listings	2	3	+ 50.0%	26	31	+ 19.2%
Closed Sales	1	1	0.0%	24	23	- 4.2%
Median Sales Price*	\$224,900	\$902,000	+ 301.1%	\$288,750	\$327,000	+ 13.2%
Average Sales Price*	\$224,900	\$902,000	+ 301.1%	\$395,721	\$409,643	+ 3.5%
Percent of Original List Price Received*	100.0%	94.9%	- 5.1%	101.4%	102.0%	+ 0.6%
Average Days on Market Until Sale	33	77	+ 133.3%	78	62	- 20.6%
Inventory of Homes for Sale	3	8	+ 166.7%	--	--	--
Months Supply of Inventory	1.2	3.4	+ 182.1%	--	--	--

* Does not account for list prices from any previous listing contracts or seller concessions. | Activity for one month can sometimes look extreme due to small sample size.

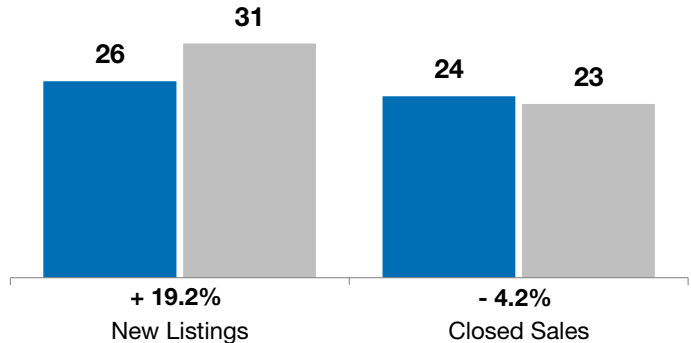
November

■ 2021 ■ 2022

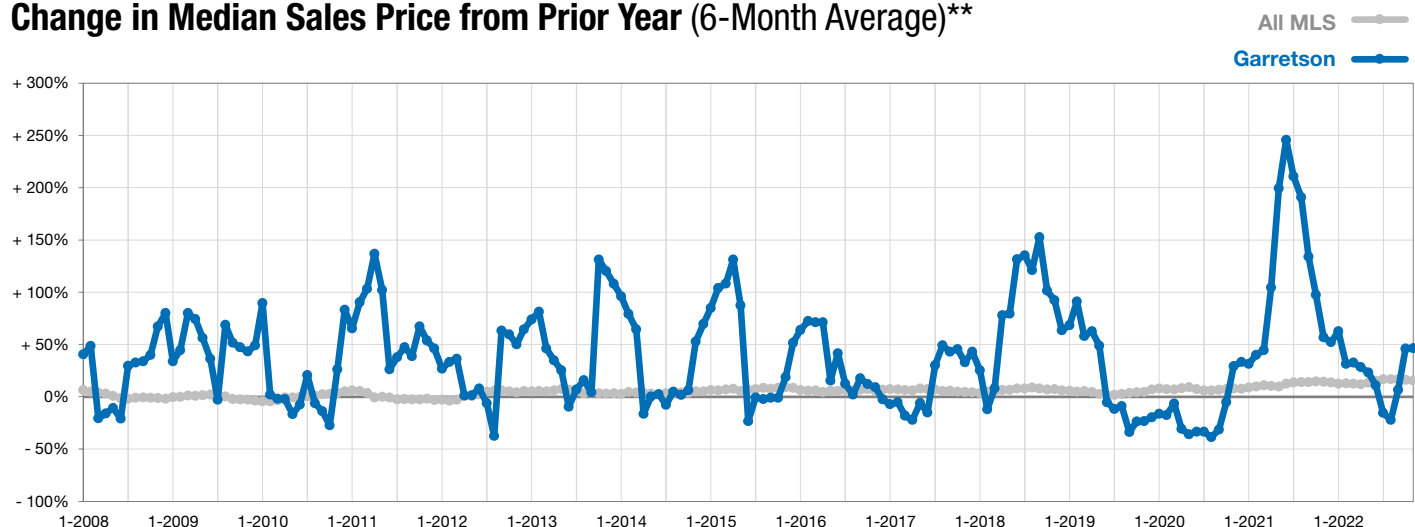


Year to Date

■ 2021 ■ 2022



Change in Median Sales Price from Prior Year (6-Month Average)**



** Each dot represents the change in median sales price from the prior year using a 6-month weighted average. This means that each of the 6 months used in a dot are proportioned according to their share of sales during that period.