

Local Market Update – November 2022

A RESEARCH TOOL PROVIDED BY THE REALTOR® ASSOCIATION OF THE SIOUX EMPIRE, INC.



Luverne

Rock County, MN

+ 300.0%

- 50.0%

+ 17.5%

Change in
New Listings

Change in
Closed Sales

Change in
Median Sales Price

November

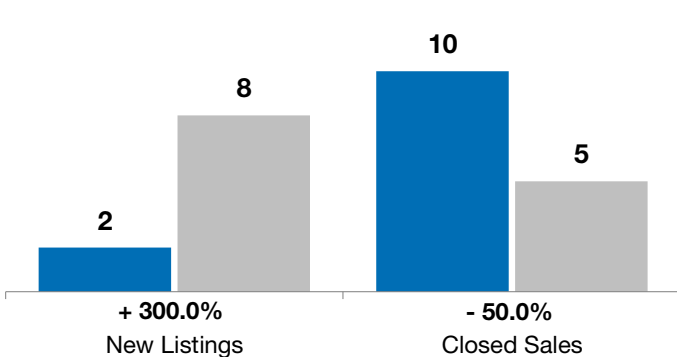
Year to Date

	2021	2022	+ / -	2021	2022	+ / -
New Listings	2	8	+ 300.0%	83	74	- 10.8%
Closed Sales	10	5	- 50.0%	76	56	- 26.3%
Median Sales Price*	\$157,450	\$185,000	+ 17.5%	\$168,950	\$185,500	+ 9.8%
Average Sales Price*	\$155,570	\$169,000	+ 8.6%	\$191,503	\$199,131	+ 4.0%
Percent of Original List Price Received*	96.6%	94.3%	- 2.4%	97.4%	98.2%	+ 0.8%
Average Days on Market Until Sale	142	77	- 46.1%	127	85	- 33.1%
Inventory of Homes for Sale	24	18	- 25.0%	--	--	--
Months Supply of Inventory	3.6	3.1	- 14.3%	--	--	--

* Does not account for list prices from any previous listing contracts or seller concessions. | Activity for one month can sometimes look extreme due to small sample size.

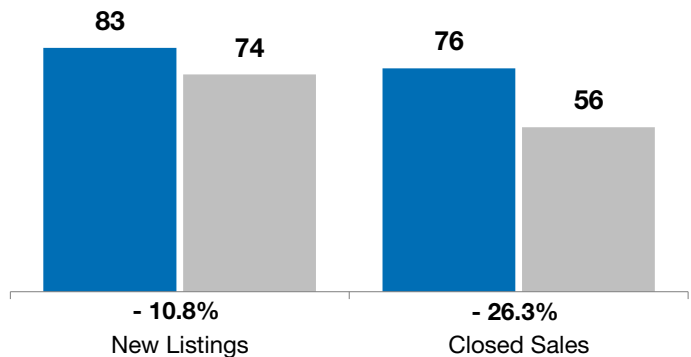
November

■ 2021 ■ 2022

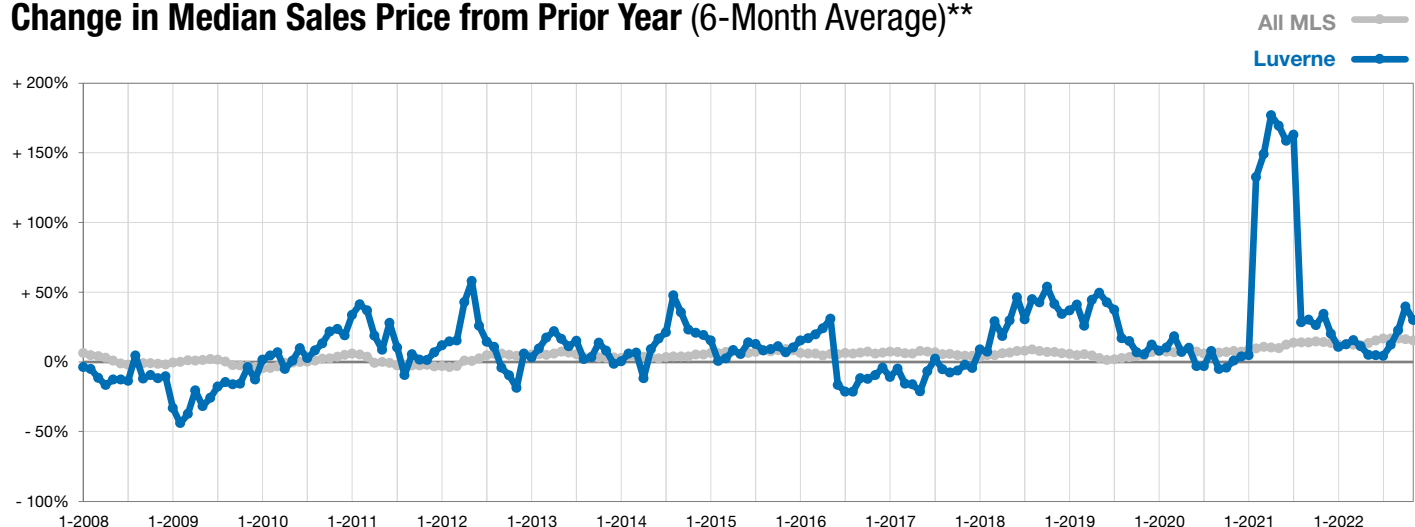


Year to Date

■ 2021 ■ 2022



Change in Median Sales Price from Prior Year (6-Month Average)**



** Each dot represents the change in median sales price from the prior year using a 6-month weighted average. This means that each of the 6 months used in a dot are proportioned according to their share of sales during that period.