

Local Market Update – December 2022

A RESEARCH TOOL PROVIDED BY THE REALTOR® ASSOCIATION OF THE SIOUX EMPIRE, INC.



Garretson

Minnehaha County, SD

0.0%

Change in
New Listings

+ 300.0%

Change in
Closed Sales

+ 19.6%

Change in
Median Sales Price

December

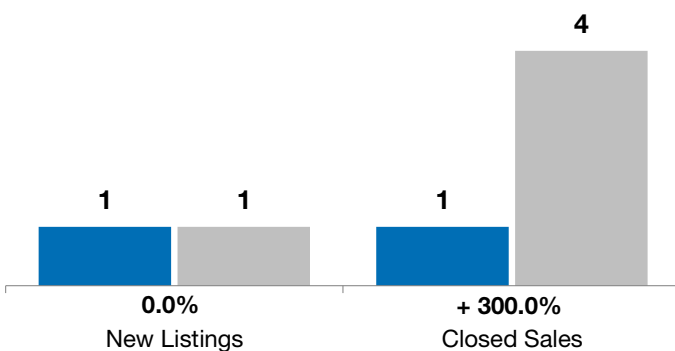
Year to Date

	2021	2022	+ / -	2021	2022	+ / -
New Listings	1	1	0.0%	27	32	+ 18.5%
Closed Sales	1	4	+ 300.0%	25	27	+ 8.0%
Median Sales Price*	\$224,900	\$269,000	+ 19.6%	\$285,000	\$318,000	+ 11.6%
Average Sales Price*	\$224,900	\$292,000	+ 29.8%	\$388,889	\$392,215	+ 0.9%
Percent of Original List Price Received*	100.0%	96.1%	- 3.9%	101.3%	101.1%	- 0.2%
Average Days on Market Until Sale	37	92	+ 148.6%	76	66	- 13.0%
Inventory of Homes for Sale	2	4	+ 100.0%	--	--	--
Months Supply of Inventory	0.8	1.6	+ 96.4%	--	--	--

* Does not account for list prices from any previous listing contracts or seller concessions. | Activity for one month can sometimes look extreme due to small sample size.

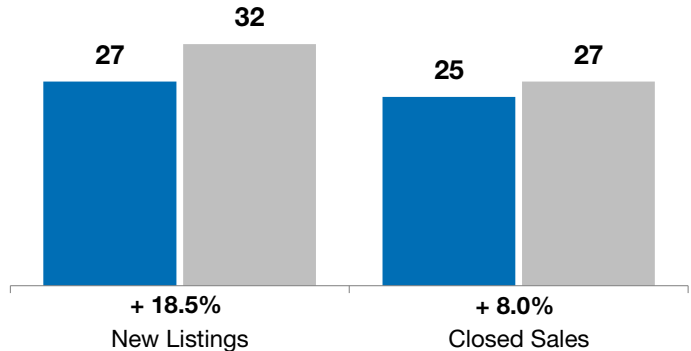
December

■ 2021 ■ 2022

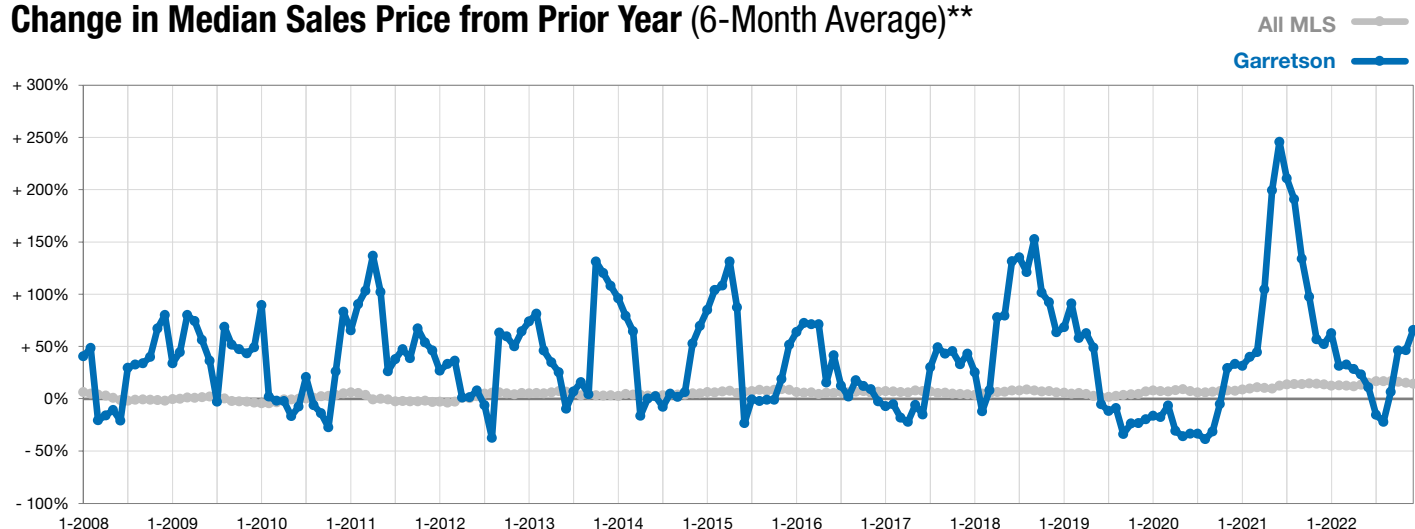


Year to Date

■ 2021 ■ 2022



Change in Median Sales Price from Prior Year (6-Month Average)**



** Each dot represents the change in median sales price from the prior year using a 6-month weighted average. This means that each of the 6 months used in a dot are proportioned according to their share of sales during that period.