

Local Market Update – December 2022

A RESEARCH TOOL PROVIDED BY THE REALTOR® ASSOCIATION OF THE SIOUX EMPIRE, INC.



Worthing

Lincoln County, SD

+ 200.0%

0.0%

+ 18.1%

Change in
New Listings

Change in
Closed Sales

Change in
Median Sales Price

December

Year to Date

	2021	2022	+ / -	2021	2022	+ / -
New Listings	1	3	+ 200.0%	21	29	+ 38.1%
Closed Sales	2	2	0.0%	21	21	0.0%
Median Sales Price*	\$317,500	\$375,000	+ 18.1%	\$220,000	\$262,500	+ 19.3%
Average Sales Price*	\$317,500	\$375,000	+ 18.1%	\$270,657	\$292,538	+ 8.1%
Percent of Original List Price Received*	105.5%	100.0%	- 5.2%	99.8%	103.5%	+ 3.7%
Average Days on Market Until Sale	48	44	- 7.4%	57	52	- 7.2%
Inventory of Homes for Sale	2	2	0.0%	--	--	--
Months Supply of Inventory	1.0	0.9	- 18.2%	--	--	--

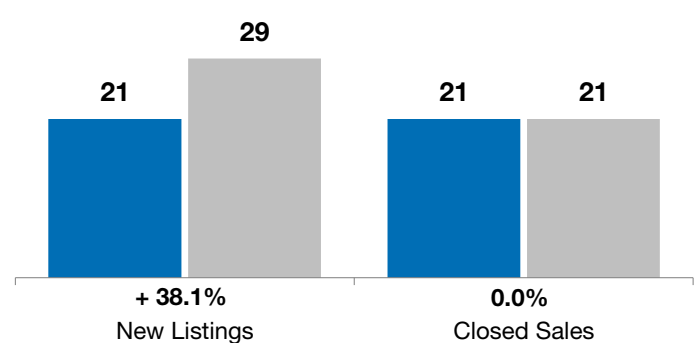
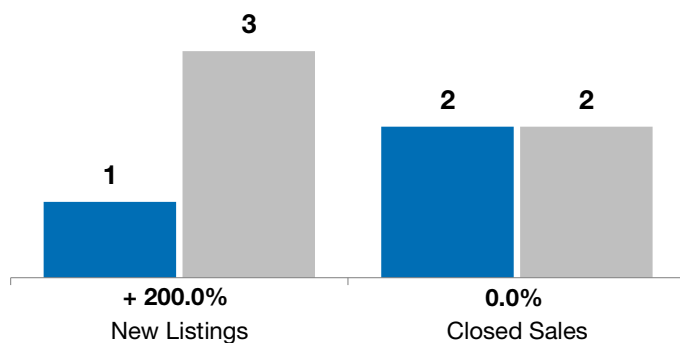
* Does not account for list prices from any previous listing contracts or seller concessions. | Activity for one month can sometimes look extreme due to small sample size.

December

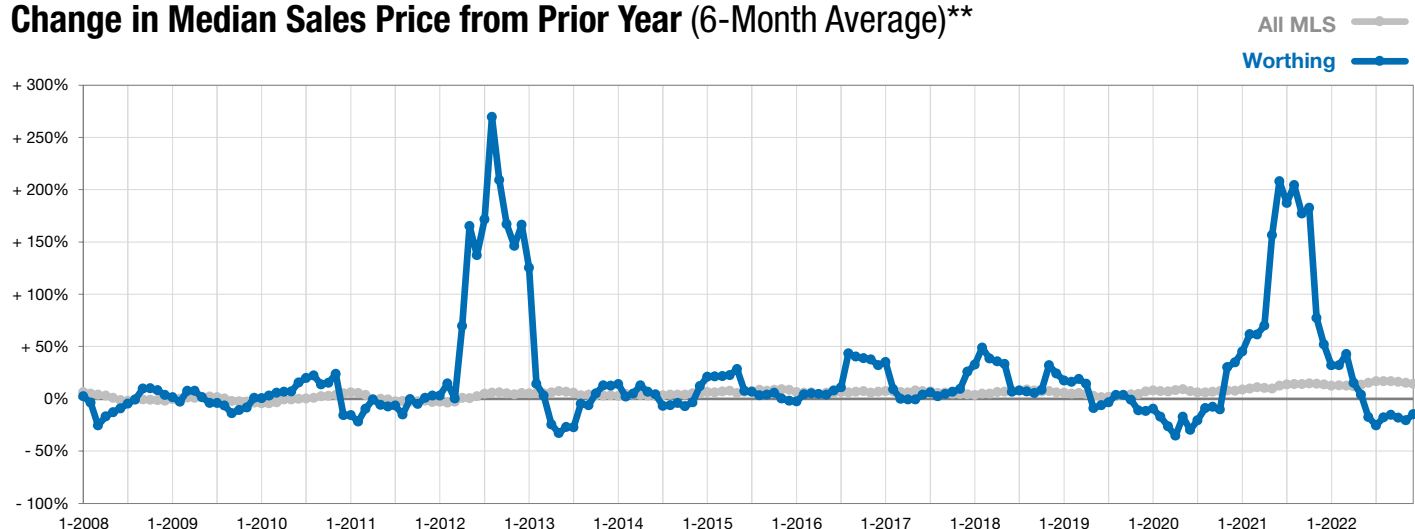
■ 2021 ■ 2022

Year to Date

■ 2021 ■ 2022



Change in Median Sales Price from Prior Year (6-Month Average)**



** Each dot represents the change in median sales price from the prior year using a 6-month weighted average. This means that each of the 6 months used in a dot are proportioned according to their share of sales during that period.