

Local Market Update – January 2023

A RESEARCH TOOL PROVIDED BY THE REALTOR® ASSOCIATION OF THE SIOUX EMPIRE, INC.



Baltic

Minnehaha County, SD

+ 200.0% **- 50.0%** **+ 33.5%**

Change in
New Listings

Change in
Closed Sales

Change in
Median Sales Price

	January			Year to Date		
	2022	2023	+ / -	2022	2023	+ / -
New Listings	2	6	+ 200.0%	2	6	+ 200.0%
Closed Sales	2	1	- 50.0%	2	1	- 50.0%
Median Sales Price*	\$344,450	\$460,000	+ 33.5%	\$344,450	\$460,000	+ 33.5%
Average Sales Price*	\$344,450	\$460,000	+ 33.5%	\$344,450	\$460,000	+ 33.5%
Percent of Original List Price Received*	103.7%	97.9%	- 5.6%	103.7%	97.9%	- 5.6%
Average Days on Market Until Sale	63	52	- 16.8%	63	52	- 16.8%
Inventory of Homes for Sale	4	10	+ 150.0%	--	--	--
Months Supply of Inventory	1.7	4.1	+ 137.7%	--	--	--

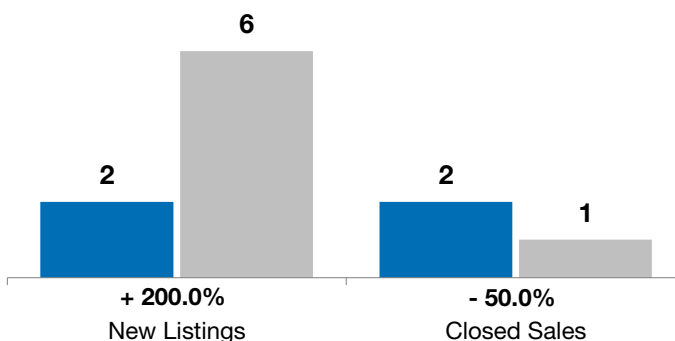
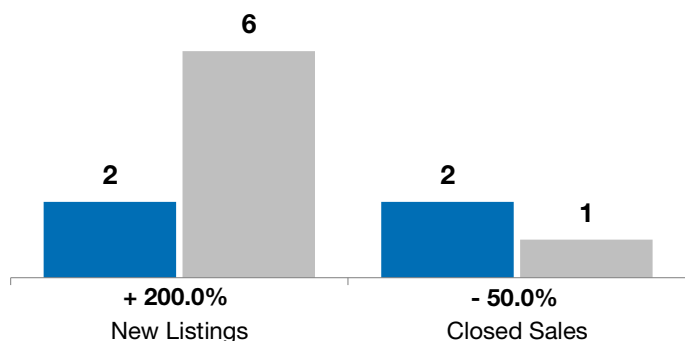
* Does not account for list prices from any previous listing contracts or seller concessions. | Activity for one month can sometimes look extreme due to small sample size.

January

■ 2022 ■ 2023

Year to Date

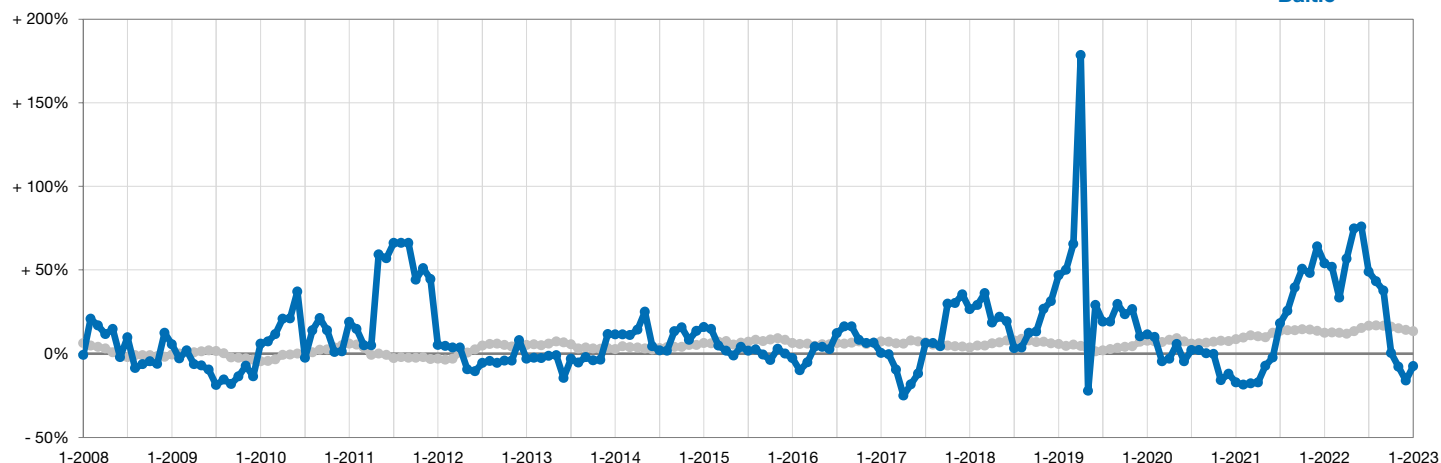
■ 2022 ■ 2023



Change in Median Sales Price from Prior Year (6-Month Average)**

All MLS —

Baltic —



** Each dot represents the change in median sales price from the prior year using a 6-month weighted average. This means that each of the 6 months used in a dot are proportioned according to their share of sales during that period.