

Local Market Update – January 2023

A RESEARCH TOOL PROVIDED BY THE REALTOR® ASSOCIATION OF THE SIOUX EMPIRE, INC.



Luverne

Rock County, MN

+ 66.7%

- 37.5%

+ 29.6%

Change in
New Listings

Change in
Closed Sales

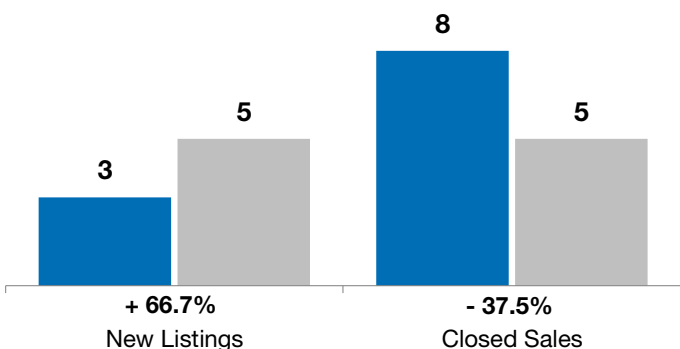
Change in
Median Sales Price

	January			Year to Date		
	2022	2023	+ / -	2022	2023	+ / -
New Listings	3	5	+ 66.7%	3	5	+ 66.7%
Closed Sales	8	5	- 37.5%	8	5	- 37.5%
Median Sales Price*	\$165,950	\$215,000	+ 29.6%	\$165,950	\$215,000	+ 29.6%
Average Sales Price*	\$169,975	\$195,200	+ 14.8%	\$169,975	\$195,200	+ 14.8%
Percent of Original List Price Received*	99.6%	96.5%	- 3.1%	99.6%	96.5%	- 3.1%
Average Days on Market Until Sale	102	92	- 10.5%	102	92	- 10.5%
Inventory of Homes for Sale	11	12	+ 9.1%	--	--	--
Months Supply of Inventory	1.5	2.3	+ 46.6%	--	--	--

* Does not account for list prices from any previous listing contracts or seller concessions. | Activity for one month can sometimes look extreme due to small sample size.

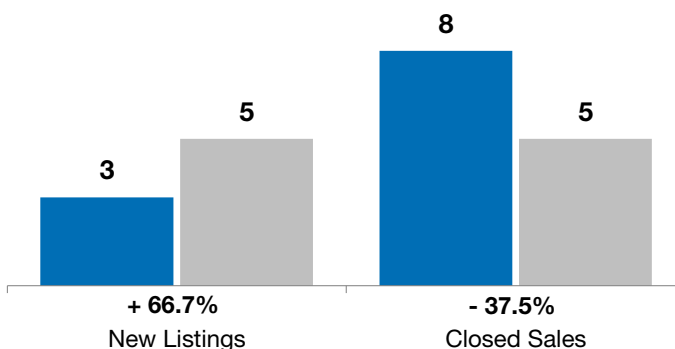
January

■ 2022 ■ 2023

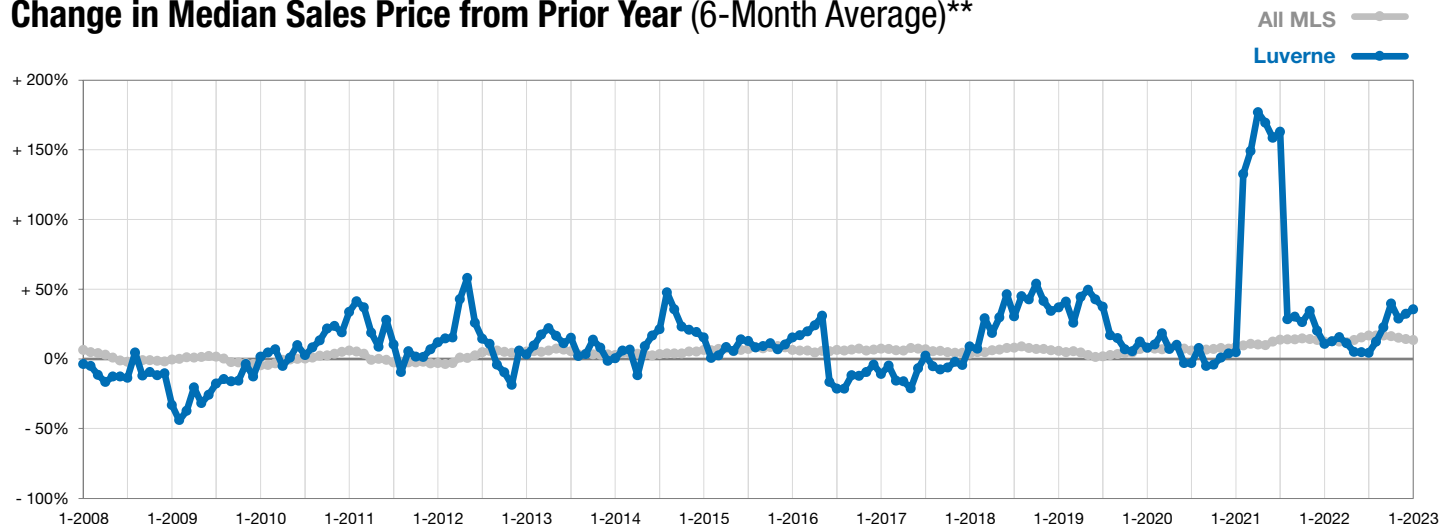


Year to Date

■ 2022 ■ 2023



Change in Median Sales Price from Prior Year (6-Month Average)**



** Each dot represents the change in median sales price from the prior year using a 6-month weighted average. This means that each of the 6 months used in a dot are proportioned according to their share of sales during that period.