

Local Market Update – January 2023

A RESEARCH TOOL PROVIDED BY THE REALTOR® ASSOCIATION OF THE SIOUX EMPIRE, INC.



Valley Springs

Minnehaha County, SD

	January			Year to Date		
	2022	2023	+ / -	2022	2023	+ / -
New Listings	0	1	--	0	1	--
Closed Sales	0	1	--	0	1	--
Median Sales Price*	\$0	\$397,500	--	\$0	\$397,500	--
Average Sales Price*	\$0	\$397,500	--	\$0	\$397,500	--
Percent of Original List Price Received*	0.0%	100.0%	--	0.0%	100.0%	--
Average Days on Market Until Sale	0	78	--	0	78	--
Inventory of Homes for Sale	1	3	+ 200.0%	--	--	--
Months Supply of Inventory	0.5	1.7	+ 202.5%	--	--	--

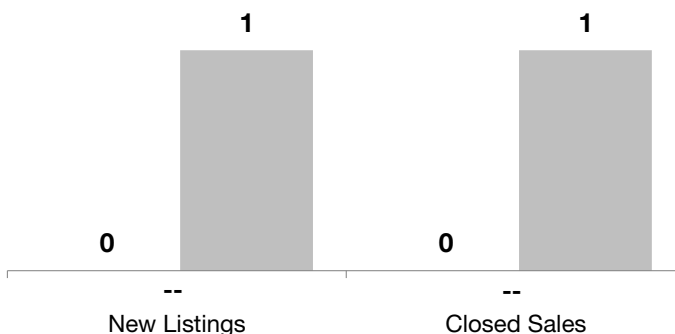
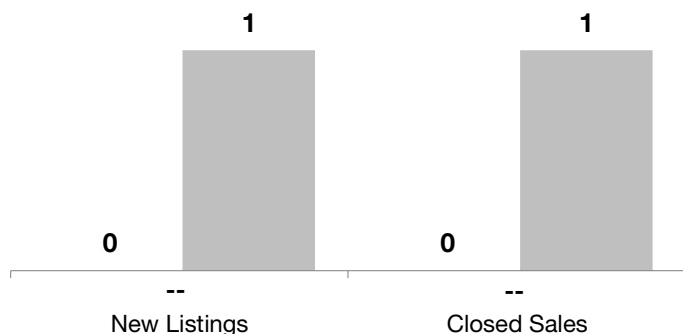
* Does not account for list prices from any previous listing contracts or seller concessions. | Activity for one month can sometimes look extreme due to small sample size.

January

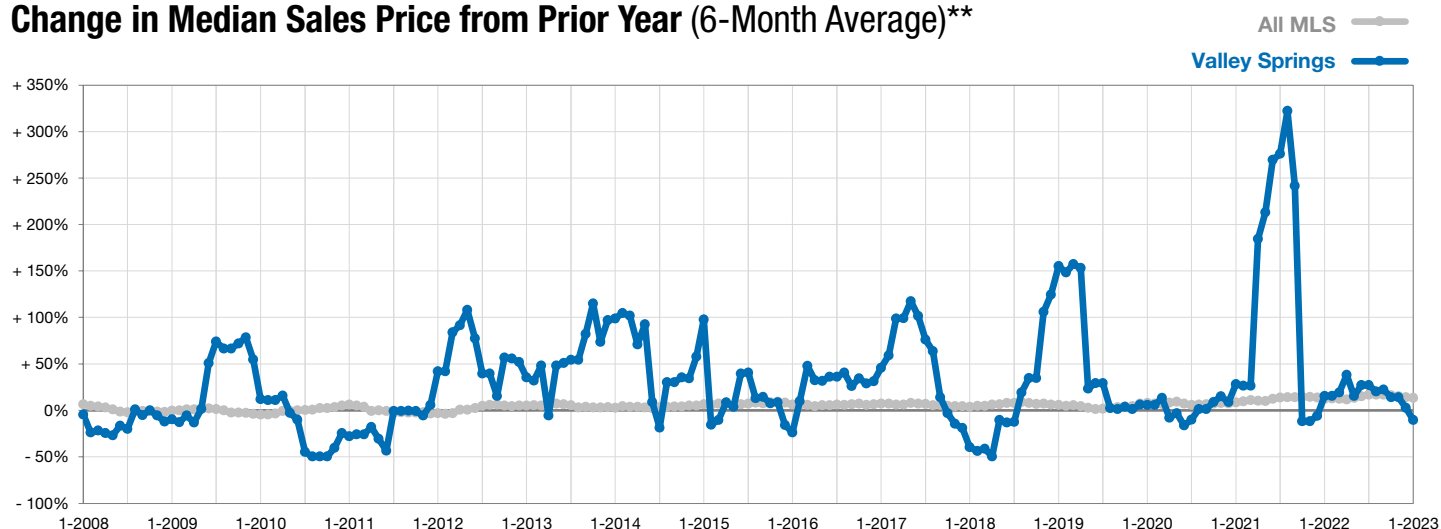
■ 2022 ■ 2023

Year to Date

■ 2022 ■ 2023



Change in Median Sales Price from Prior Year (6-Month Average)**



** Each dot represents the change in median sales price from the prior year using a 6-month weighted average. This means that each of the 6 months used in a dot are proportioned according to their share of sales during that period.