

Local Market Update – February 2023

A RESEARCH TOOL PROVIDED BY THE REALTOR® ASSOCIATION OF THE SIOUX EMPIRE, INC.



Luverne

Rock County, MN

+ 66.7% **- 100.0%** **- 100.0%**

Change in
New Listings

Change in
Closed Sales

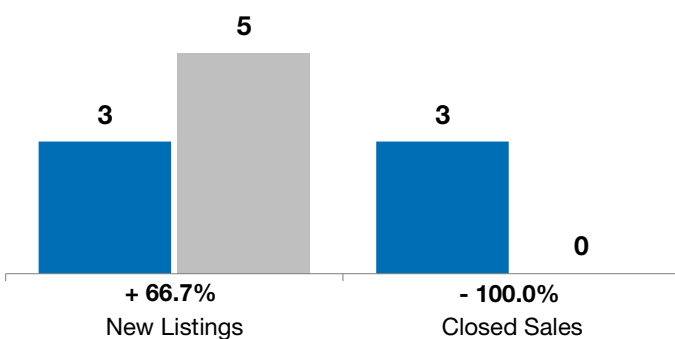
Change in
Median Sales Price

	February			Year to Date		
	2022	2023	+ / -	2022	2023	+ / -
New Listings	3	5	+ 66.7%	6	10	+ 66.7%
Closed Sales	3	0	- 100.0%	11	5	- 54.5%
Median Sales Price*	\$217,000	\$0	- 100.0%	\$199,000	\$215,000	+ 8.0%
Average Sales Price*	\$240,333	\$0	- 100.0%	\$189,164	\$195,200	+ 3.2%
Percent of Original List Price Received*	99.1%	0.0%	- 100.0%	99.5%	96.5%	- 3.0%
Average Days on Market Until Sale	81	0	- 100.0%	97	92	- 5.1%
Inventory of Homes for Sale	11	16	+ 45.5%	--	--	--
Months Supply of Inventory	1.5	3.0	+ 100.9%	--	--	--

* Does not account for list prices from any previous listing contracts or seller concessions. | Activity for one month can sometimes look extreme due to small sample size.

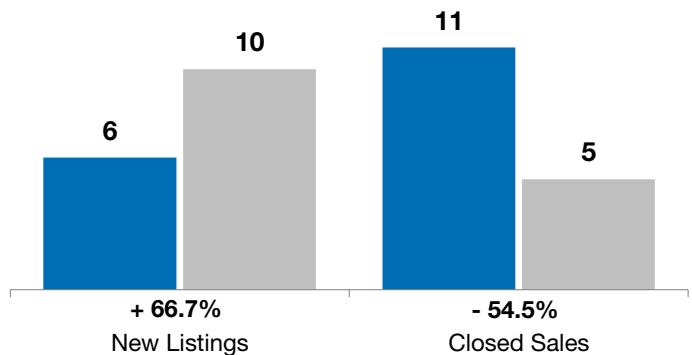
February

■ 2022 ■ 2023

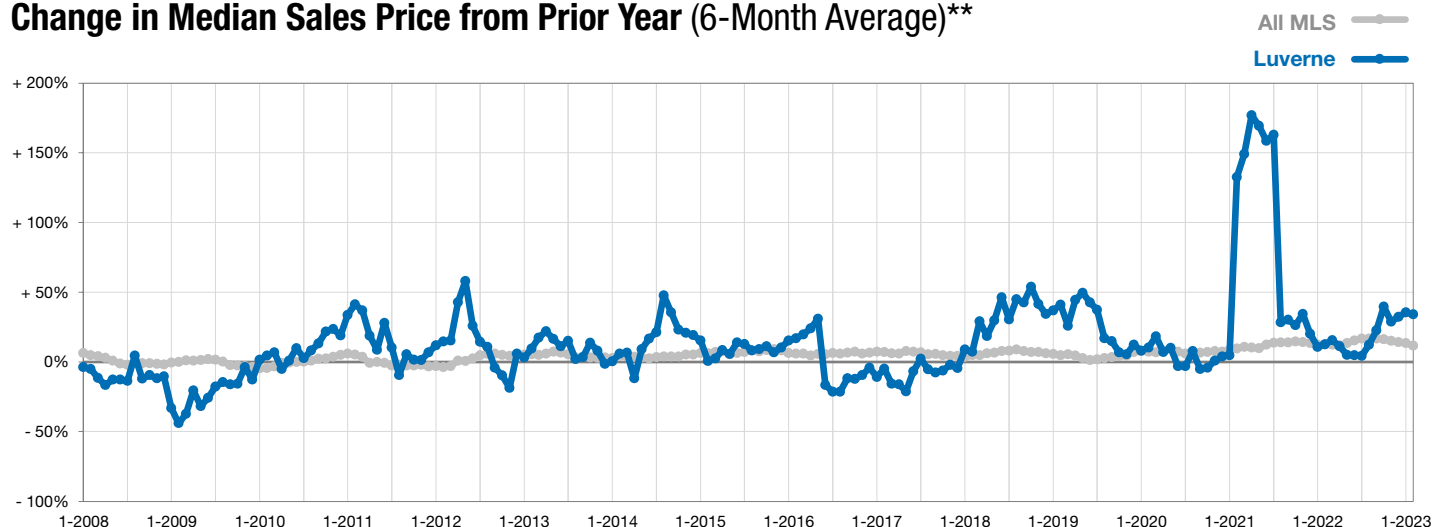


Year to Date

■ 2022 ■ 2023



Change in Median Sales Price from Prior Year (6-Month Average)**



** Each dot represents the change in median sales price from the prior year using a 6-month weighted average. This means that each of the 6 months used in a dot are proportioned according to their share of sales during that period.