

Local Market Update – April 2023

A RESEARCH TOOL PROVIDED BY THE REALTOR® ASSOCIATION OF THE SIOUX EMPIRE, INC.



Luverne

Rock County, MN

0.0%

Change in
New Listings

- 25.0%

Change in
Closed Sales

- 35.2%

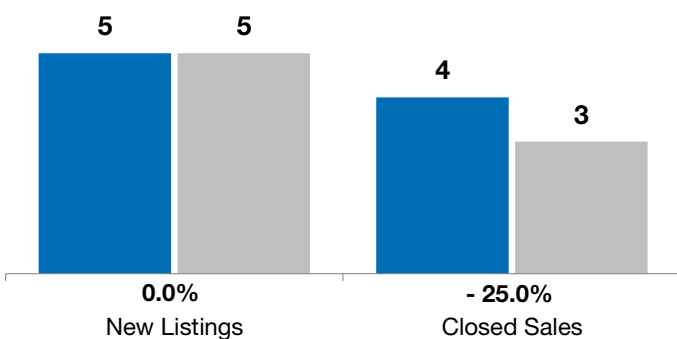
Change in
Median Sales Price

	April			Year to Date		
	2022	2023	+ / -	2022	2023	+ / -
New Listings	5	5	0.0%	17	18	+ 5.9%
Closed Sales	4	3	- 25.0%	19	16	- 15.8%
Median Sales Price*	\$254,750	\$165,000	- 35.2%	\$199,000	\$178,500	- 10.3%
Average Sales Price*	\$238,625	\$184,933	- 22.5%	\$188,858	\$185,231	- 1.9%
Percent of Original List Price Received*	96.5%	100.0%	+ 3.6%	99.2%	98.2%	- 1.0%
Average Days on Market Until Sale	74	91	+ 23.4%	84	88	+ 4.6%
Inventory of Homes for Sale	14	11	- 21.4%	--	--	--
Months Supply of Inventory	2.1	2.0	- 7.4%	--	--	--

* Does not account for list prices from any previous listing contracts or seller concessions. | Activity for one month can sometimes look extreme due to small sample size.

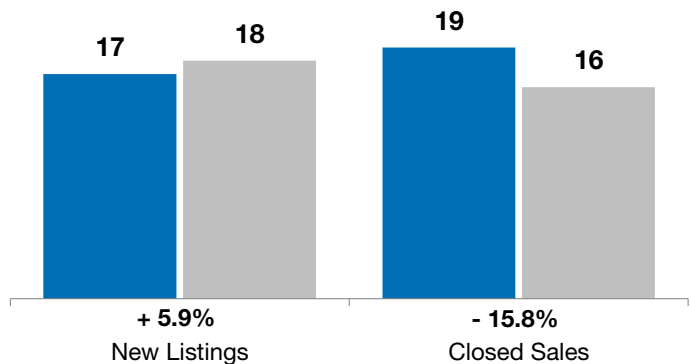
April

■ 2022 ■ 2023

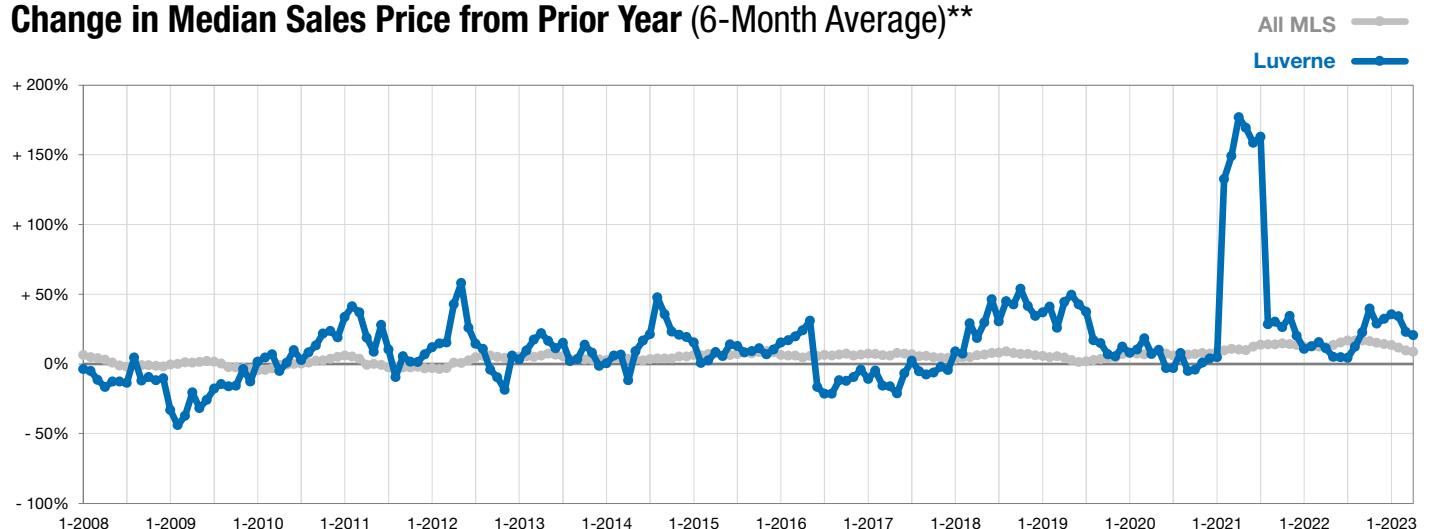


Year to Date

■ 2022 ■ 2023



Change in Median Sales Price from Prior Year (6-Month Average)**



** Each dot represents the change in median sales price from the prior year using a 6-month weighted average. This means that each of the 6 months used in a dot are proportioned according to their share of sales during that period.