

Local Market Update – June 2023

A RESEARCH TOOL PROVIDED BY THE REALTOR® ASSOCIATION OF THE SIOUX EMPIRE, INC.



Baltic

Minnehaha County, SD

- 25.0%

Change in
New Listings

- 25.0%

Change in
Closed Sales

+ 7.8%

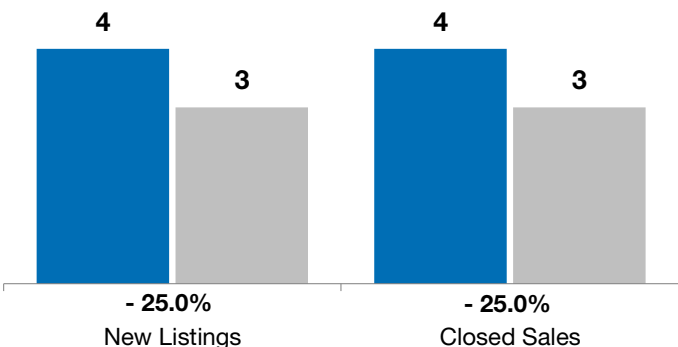
Change in
Median Sales Price

	June			Year to Date		
	2022	2023	+ / -	2022	2023	+ / -
New Listings	4	3	- 25.0%	16	28	+ 75.0%
Closed Sales	4	3	- 25.0%	14	12	- 14.3%
Median Sales Price*	\$269,000	\$289,900	+ 7.8%	\$301,500	\$299,950	- 0.5%
Average Sales Price*	\$288,225	\$325,467	+ 12.9%	\$363,021	\$319,908	- 11.9%
Percent of Original List Price Received*	106.0%	97.7%	- 7.8%	103.2%	100.9%	- 2.2%
Average Days on Market Until Sale	57	57	+ 0.1%	75	66	- 12.0%
Inventory of Homes for Sale	6	12	+ 100.0%	--	--	--
Months Supply of Inventory	2.7	4.3	+ 60.7%	--	--	--

* Does not account for list prices from any previous listing contracts or seller concessions. | Activity for one month can sometimes look extreme due to small sample size.

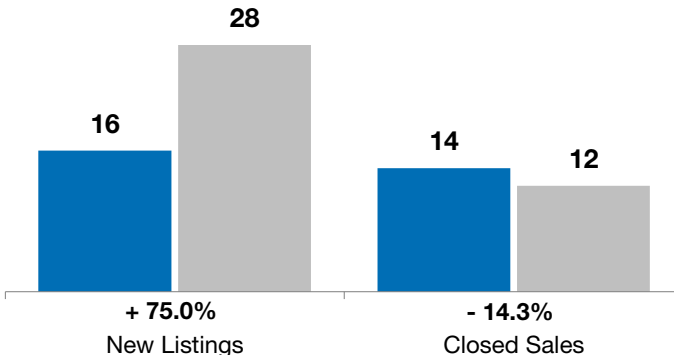
June

■ 2022 ■ 2023



Year to Date

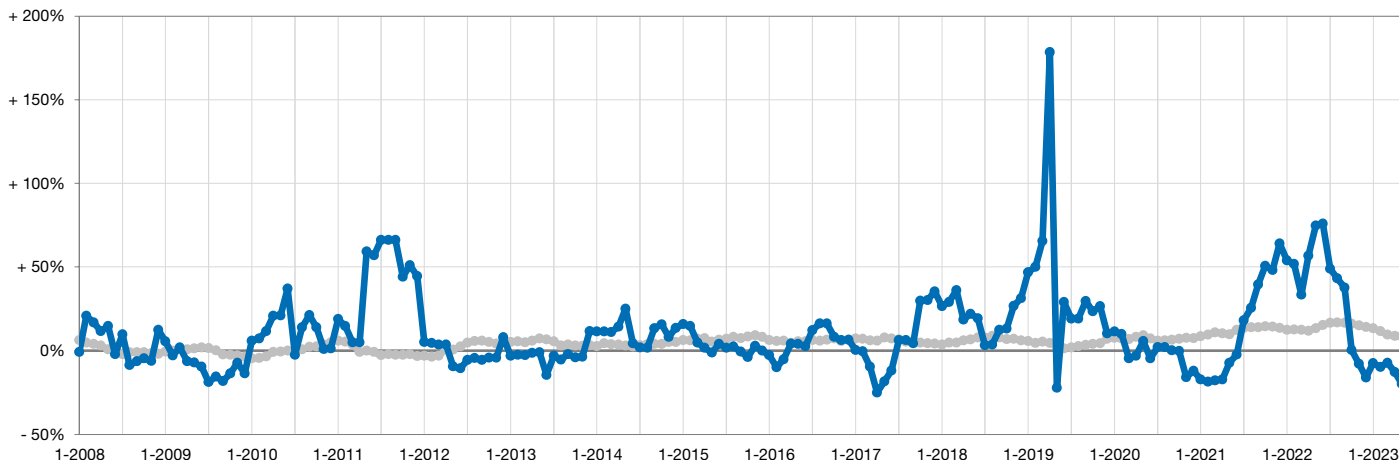
■ 2022 ■ 2023



Change in Median Sales Price from Prior Year (6-Month Average)**

All MLS —

Baltic —



** Each dot represents the change in median sales price from the prior year using a 6-month weighted average. This means that each of the 6 months used in a dot are proportioned according to their share of sales during that period.