

Local Market Update – June 2023

A RESEARCH TOOL PROVIDED BY THE REALTOR® ASSOCIATION OF THE SIOUX EMPIRE, INC.



Luverne

Rock County, MN

- 14.3%

+ 25.0%

- 16.8%

Change in
New Listings

Change in
Closed Sales

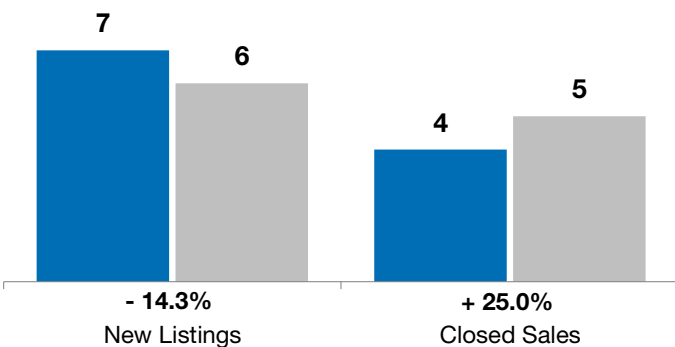
Change in
Median Sales Price

	June			Year to Date		
	2022	2023	+ / -	2022	2023	+ / -
New Listings	7	6	- 14.3%	36	28	- 22.2%
Closed Sales	4	5	+ 25.0%	28	29	+ 3.6%
Median Sales Price*	\$185,000	\$154,000	- 16.8%	\$185,000	\$186,000	+ 0.5%
Average Sales Price*	\$187,000	\$180,180	- 3.6%	\$190,436	\$199,452	+ 4.7%
Percent of Original List Price Received*	100.7%	97.7%	- 3.0%	99.3%	100.0%	+ 0.7%
Average Days on Market Until Sale	61	131	+ 116.0%	94	92	- 1.3%
Inventory of Homes for Sale	21	10	- 52.4%	--	--	--
Months Supply of Inventory	3.4	1.6	- 51.8%	--	--	--

* Does not account for list prices from any previous listing contracts or seller concessions. | Activity for one month can sometimes look extreme due to small sample size.

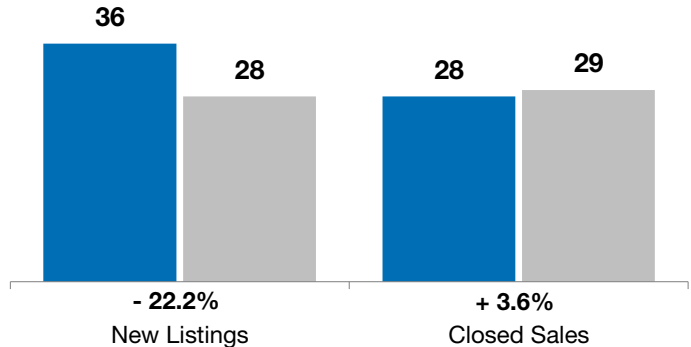
June

■ 2022 ■ 2023

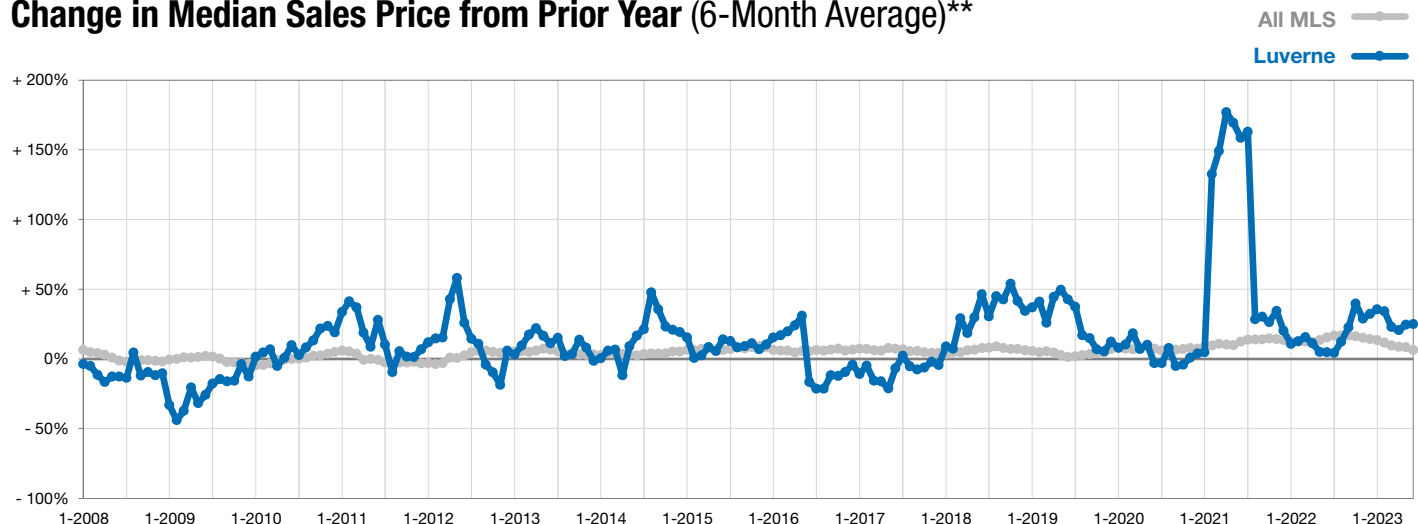


Year to Date

■ 2022 ■ 2023



Change in Median Sales Price from Prior Year (6-Month Average)**



** Each dot represents the change in median sales price from the prior year using a 6-month weighted average. This means that each of the 6 months used in a dot are proportioned according to their share of sales during that period.