

Local Market Update – June 2023

A RESEARCH TOOL PROVIDED BY THE REALTOR® ASSOCIATION OF THE SIOUX EMPIRE, INC.



Worthing

Lincoln County, SD

- 33.3%

Change in
New Listings

- 50.0%

Change in
Closed Sales

+ 35.6%

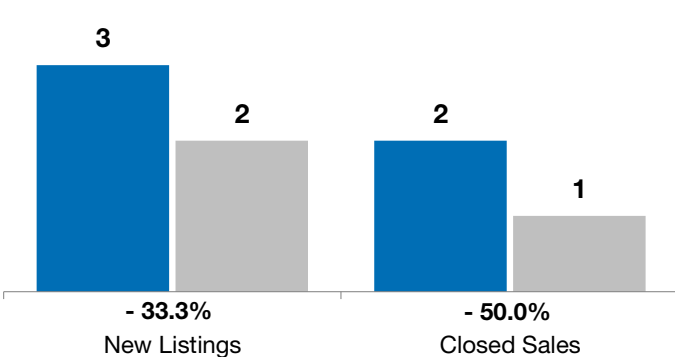
Change in
Median Sales Price

	June			Year to Date		
	2022	2023	+ / -	2022	2023	+ / -
New Listings	3	2	- 33.3%	11	5	- 54.5%
Closed Sales	2	1	- 50.0%	7	5	- 28.6%
Median Sales Price*	\$206,500	\$280,000	+ 35.6%	\$285,000	\$262,000	- 8.1%
Average Sales Price*	\$206,500	\$280,000	+ 35.6%	\$270,143	\$260,440	- 3.6%
Percent of Original List Price Received*	108.6%	100.0%	- 7.9%	107.3%	103.2%	- 3.8%
Average Days on Market Until Sale	80	37	- 53.8%	55	46	- 16.4%
Inventory of Homes for Sale	5	2	- 60.0%	--	--	--
Months Supply of Inventory	2.5	1.2	- 53.7%	--	--	--

* Does not account for list prices from any previous listing contracts or seller concessions. | Activity for one month can sometimes look extreme due to small sample size.

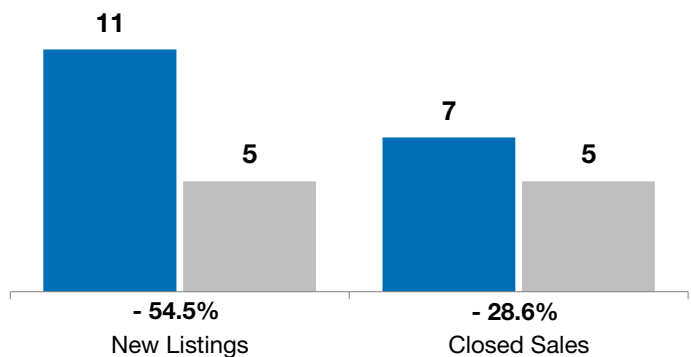
June

■ 2022 ■ 2023

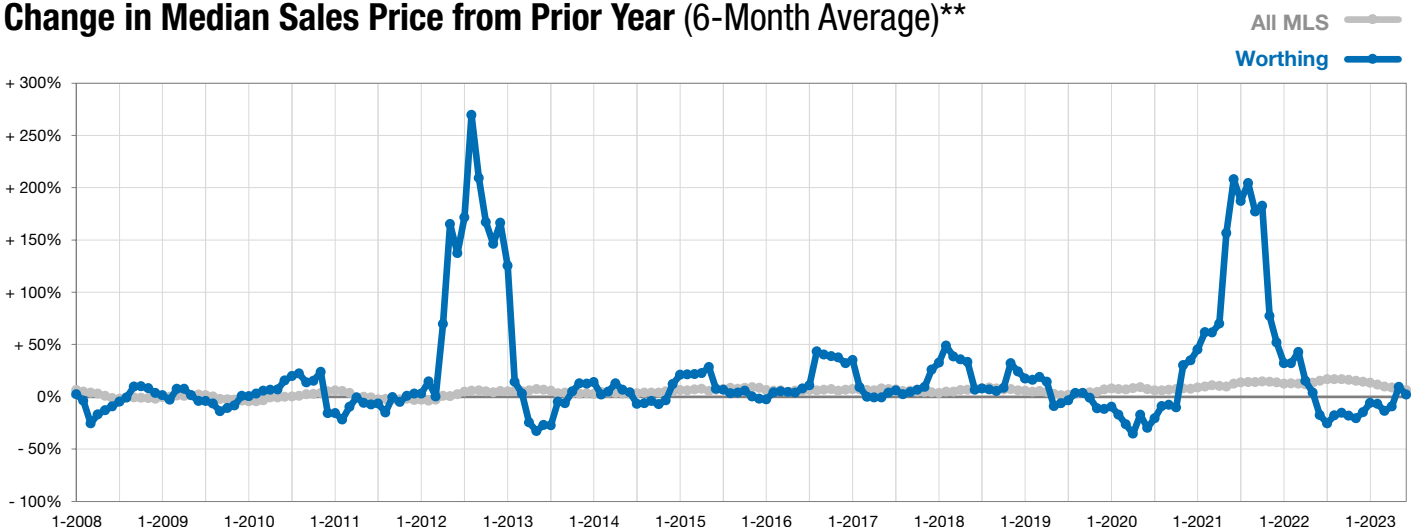


Year to Date

■ 2022 ■ 2023



Change in Median Sales Price from Prior Year (6-Month Average)**



** Each dot represents the change in median sales price from the prior year using a 6-month weighted average. This means that each of the 6 months used in a dot are proportioned according to their share of sales during that period.