

Local Market Update – September 2023

A RESEARCH TOOL PROVIDED BY THE REALTOR® ASSOCIATION OF THE SIOUX EMPIRE, INC.



Baltic

Minnehaha County, SD

+ 33.3%

Change in
New Listings

- 66.7%

Change in
Closed Sales

+ 65.0%

Change in
Median Sales Price

September

Year to Date

	2022	2023	+ / -	2022	2023	+ / -
New Listings	3	4	+ 33.3%	26	39	+ 50.0%
Closed Sales	3	1	- 66.7%	22	22	0.0%
Median Sales Price*	\$200,000	\$329,900	+ 65.0%	\$294,000	\$342,350	+ 16.4%
Average Sales Price*	\$280,667	\$329,900	+ 17.5%	\$338,964	\$346,345	+ 2.2%
Percent of Original List Price Received*	100.4%	100.0%	- 0.4%	102.9%	99.9%	- 2.9%
Average Days on Market Until Sale	48	65	+ 36.4%	65	80	+ 22.3%
Inventory of Homes for Sale	6	9	+ 50.0%	--	--	--
Months Supply of Inventory	2.5	3.2	+ 29.5%	--	--	--

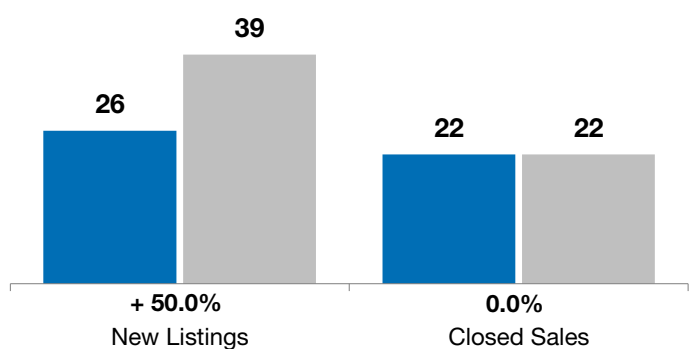
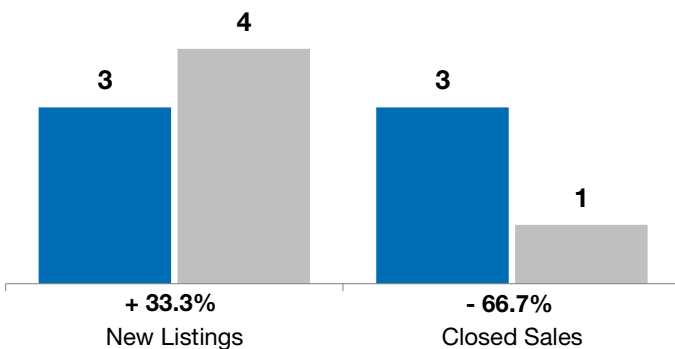
* Does not account for list prices from any previous listing contracts or seller concessions. | Activity for one month can sometimes look extreme due to small sample size.

September

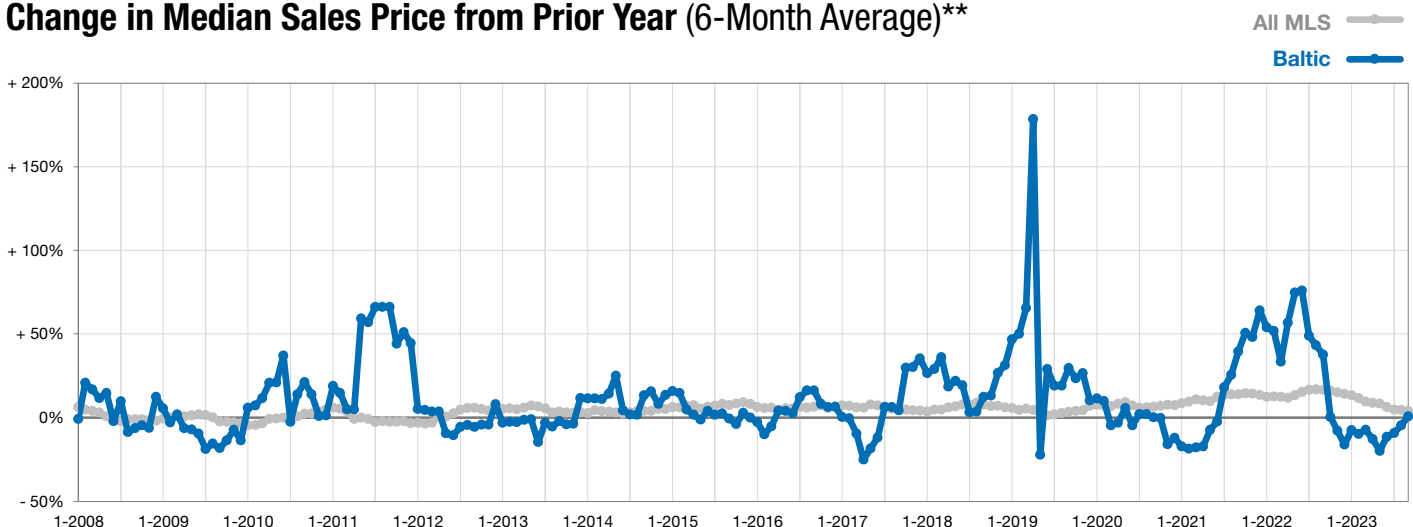
■ 2022 ■ 2023

Year to Date

■ 2022 ■ 2023



Change in Median Sales Price from Prior Year (6-Month Average)**



** Each dot represents the change in median sales price from the prior year using a 6-month weighted average. This means that each of the 6 months used in a dot are proportioned according to their share of sales during that period.