

Local Market Update – September 2023

A RESEARCH TOOL PROVIDED BY THE REALTOR® ASSOCIATION OF THE SIOUX EMPIRE, INC.



Luverne

Rock County, MN

- 81.8%

Change in
New Listings

- 28.6%

Change in
Closed Sales

+ 27.2%

Change in
Median Sales Price

September

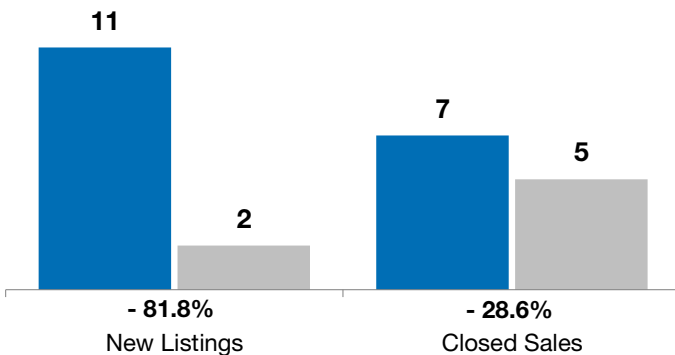
Year to Date

	2022	2023	+ / -	2022	2023	+ / -
New Listings	11	2	- 81.8%	55	48	- 12.7%
Closed Sales	7	5	- 28.6%	46	40	- 13.0%
Median Sales Price*	\$180,000	\$229,000	+ 27.2%	\$188,250	\$193,000	+ 2.5%
Average Sales Price*	\$162,043	\$249,800	+ 54.2%	\$204,357	\$204,558	+ 0.1%
Percent of Original List Price Received*	97.1%	96.2%	- 0.9%	98.4%	99.7%	+ 1.3%
Average Days on Market Until Sale	102	100	- 2.2%	91	89	- 1.4%
Inventory of Homes for Sale	21	15	- 28.6%	--	--	--
Months Supply of Inventory	3.5	2.4	- 29.9%	--	--	--

* Does not account for list prices from any previous listing contracts or seller concessions. | Activity for one month can sometimes look extreme due to small sample size.

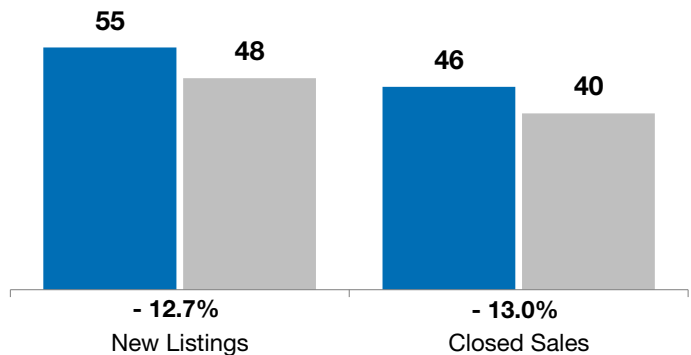
September

■ 2022 ■ 2023

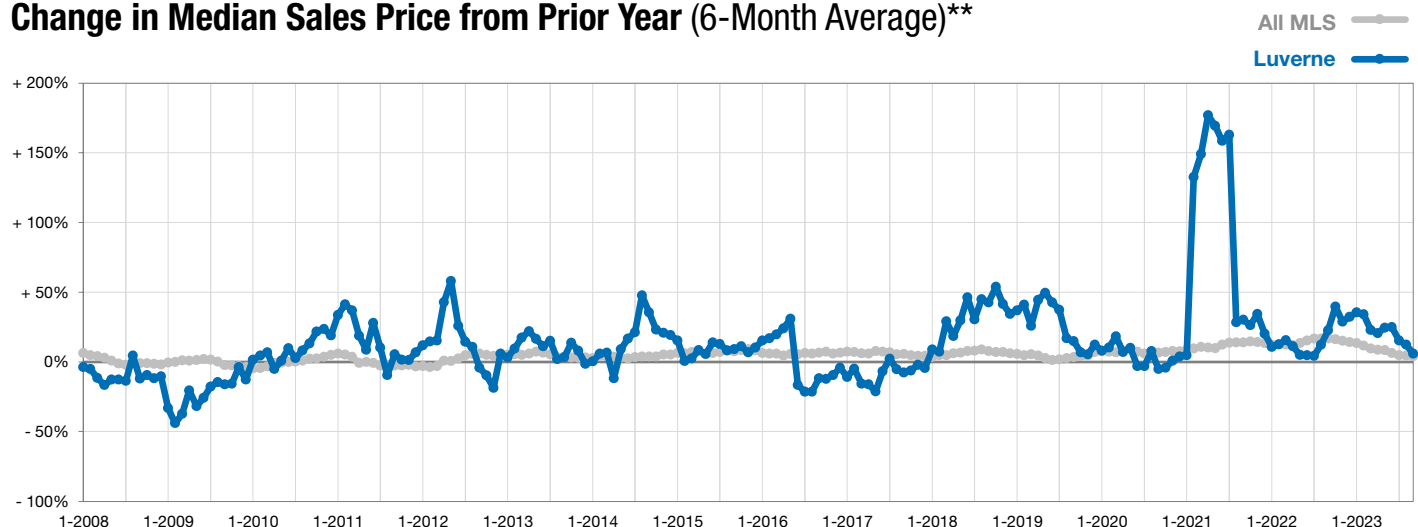


Year to Date

■ 2022 ■ 2023



Change in Median Sales Price from Prior Year (6-Month Average)**



** Each dot represents the change in median sales price from the prior year using a 6-month weighted average. This means that each of the 6 months used in a dot are proportioned according to their share of sales during that period.