

Local Market Update – November 2023

A RESEARCH TOOL PROVIDED BY THE REALTOR® ASSOCIATION OF THE SIOUX EMPIRE, INC.



Luverne

Rock County, MN

- 62.5%

Change in
New Listings

- 50.0%

Change in
Closed Sales

+ 69.5%

Change in
Median Sales Price

November

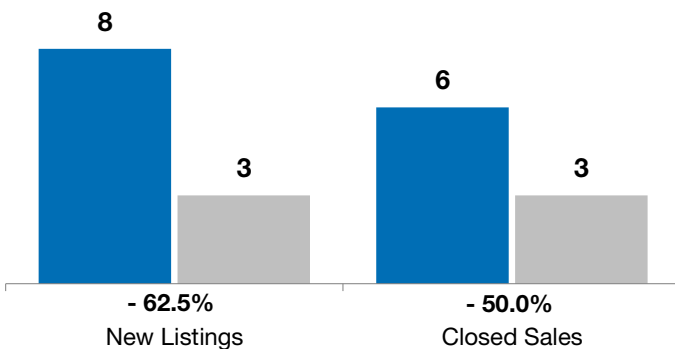
Year to Date

	2022	2023	+ / -	2022	2023	+ / -
New Listings	8	3	- 62.5%	74	57	- 23.0%
Closed Sales	6	3	- 50.0%	58	47	- 19.0%
Median Sales Price*	\$190,000	\$322,000	+ 69.5%	\$185,500	\$210,000	+ 13.2%
Average Sales Price*	\$175,833	\$307,300	+ 74.8%	\$198,988	\$216,536	+ 8.8%
Percent of Original List Price Received*	95.2%	98.3%	+ 3.3%	98.3%	99.3%	+ 1.1%
Average Days on Market Until Sale	75	64	- 14.9%	85	89	+ 4.5%
Inventory of Homes for Sale	28	15	- 46.4%	--	--	--
Months Supply of Inventory	5.3	2.5	- 51.6%	--	--	--

* Does not account for list prices from any previous listing contracts or seller concessions. | Activity for one month can sometimes look extreme due to small sample size.

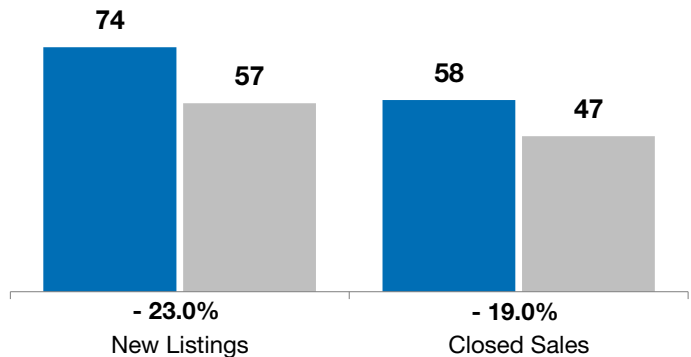
November

■ 2022 ■ 2023

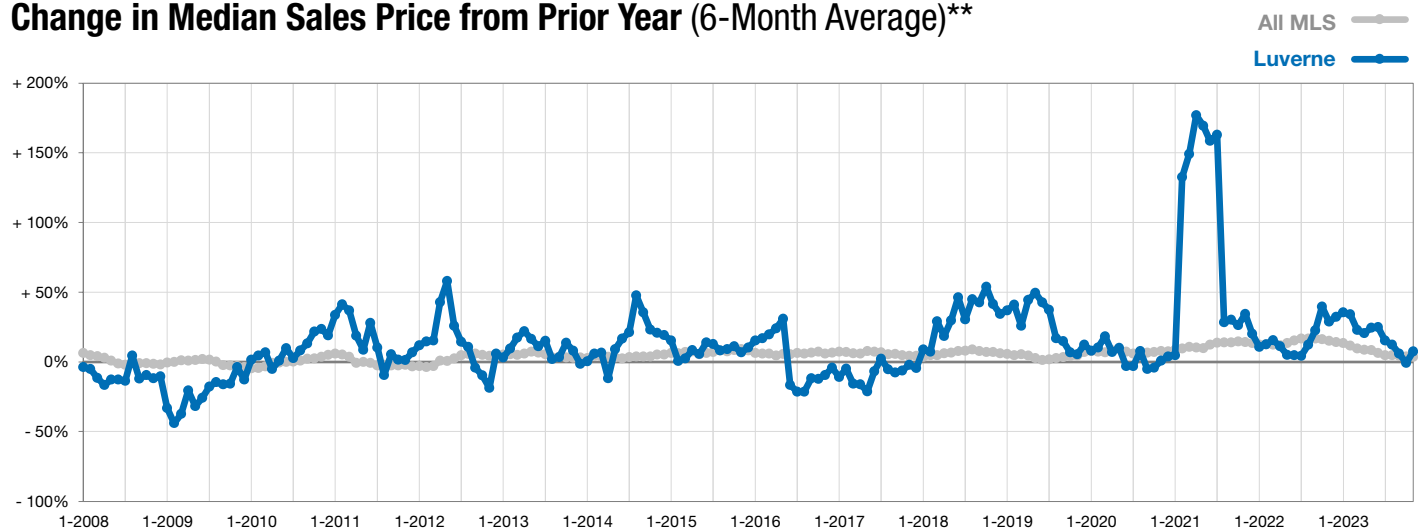


Year to Date

■ 2022 ■ 2023



Change in Median Sales Price from Prior Year (6-Month Average)**



** Each dot represents the change in median sales price from the prior year using a 6-month weighted average. This means that each of the 6 months used in a dot are proportioned according to their share of sales during that period.