

Local Market Update – January 2024

A RESEARCH TOOL PROVIDED BY THE REALTOR® ASSOCIATION OF THE SIOUX EMPIRE, INC.



Canton

Lincoln County, SD

+ 100.0% **- 75.0%** **- 51.5%**

Change in
New Listings

Change in
Closed Sales

Change in
Median Sales Price

	January			Year to Date		
	2023	2024	+ / -	2023	2024	+ / -
New Listings	1	2	+ 100.0%	1	2	+ 100.0%
Closed Sales	4	1	- 75.0%	4	1	- 75.0%
Median Sales Price*	\$342,311	\$166,000	- 51.5%	\$342,311	\$166,000	- 51.5%
Average Sales Price*	\$389,156	\$166,000	- 57.3%	\$389,156	\$166,000	- 57.3%
Percent of Original List Price Received*	99.9%	100.7%	+ 0.8%	99.9%	100.7%	+ 0.8%
Average Days on Market Until Sale	85	46	- 45.6%	85	46	- 45.6%
Inventory of Homes for Sale	9	4	- 55.6%	--	--	--
Months Supply of Inventory	1.8	1.2	- 32.8%	--	--	--

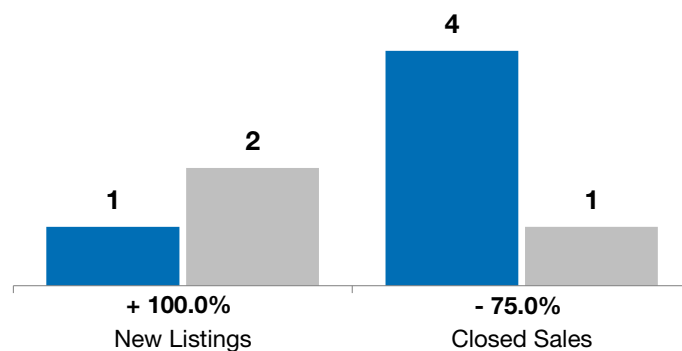
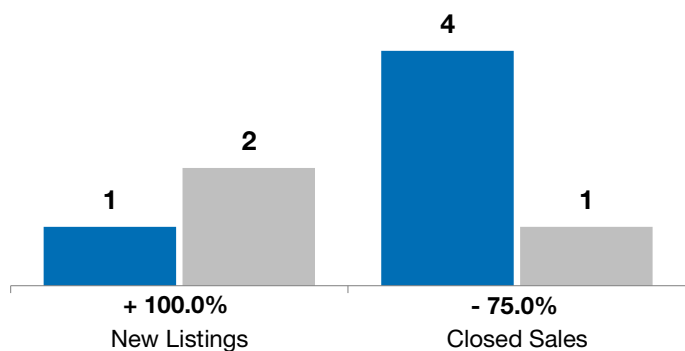
* Does not account for list prices from any previous listing contracts or seller concessions. | Activity for one month can sometimes look extreme due to small sample size.

January

■ 2023 ■ 2024

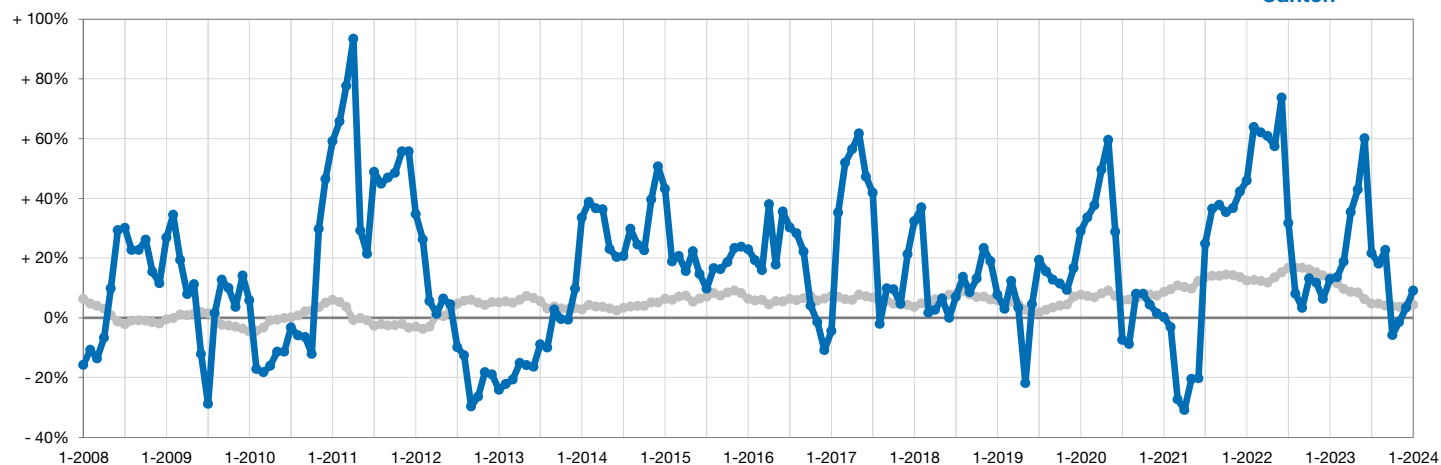
Year to Date

■ 2023 ■ 2024



Change in Median Sales Price from Prior Year (6-Month Average)**

All MLS — Canton —



** Each dot represents the change in median sales price from the prior year using a 6-month weighted average. This means that each of the 6 months used in a dot are proportioned according to their share of sales during that period.