

Local Market Update – January 2024

A RESEARCH TOOL PROVIDED BY THE REALTOR® ASSOCIATION OF THE SIOUX EMPIRE, INC.



Dell Rapids

Minnehaha County, SD

0.0%

Change in
New Listings

0.0%

Change in
Closed Sales

+ 22.4%

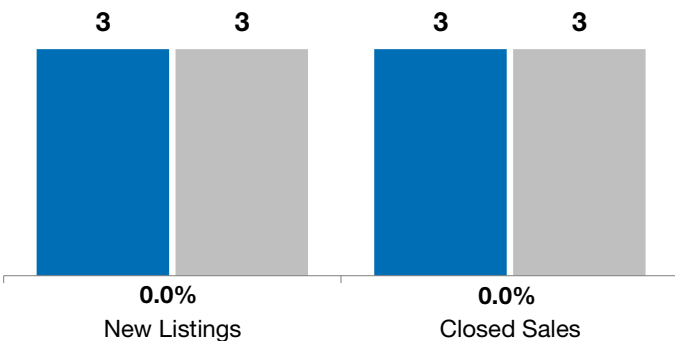
Change in
Median Sales Price

	January			Year to Date		
	2023	2024	+ / -	2023	2024	+ / -
New Listings	3	3	0.0%	3	3	0.0%
Closed Sales	3	3	0.0%	3	3	0.0%
Median Sales Price*	\$245,000	\$299,900	+ 22.4%	\$245,000	\$299,900	+ 22.4%
Average Sales Price*	\$258,833	\$506,633	+ 95.7%	\$258,833	\$506,633	+ 95.7%
Percent of Original List Price Received*	96.4%	100.4%	+ 4.1%	96.4%	100.4%	+ 4.1%
Average Days on Market Until Sale	58	90	+ 55.7%	58	90	+ 55.7%
Inventory of Homes for Sale	8	10	+ 25.0%	--	--	--
Months Supply of Inventory	1.5	2.2	+ 48.8%	--	--	--

* Does not account for list prices from any previous listing contracts or seller concessions. | Activity for one month can sometimes look extreme due to small sample size.

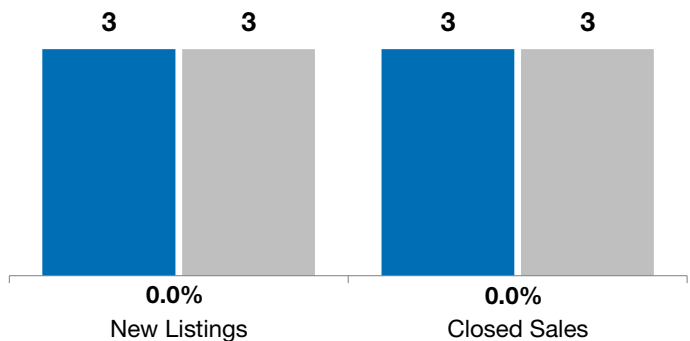
January

■ 2023 ■ 2024

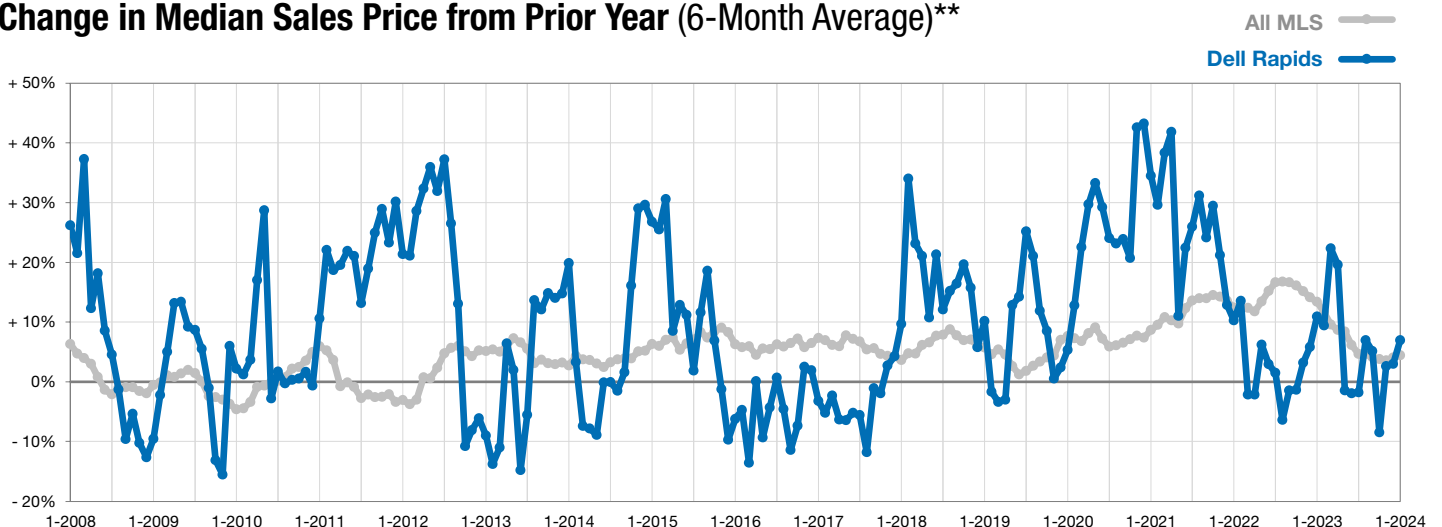


Year to Date

■ 2023 ■ 2024



Change in Median Sales Price from Prior Year (6-Month Average)**



** Each dot represents the change in median sales price from the prior year using a 6-month weighted average. This means that each of the 6 months used in a dot are proportioned according to their share of sales during that period.