

Local Market Update – January 2024

A RESEARCH TOOL PROVIDED BY THE REALTOR® ASSOCIATION OF THE SIOUX EMPIRE, INC.



Luverne

Rock County, MN

0.0%

Change in
New Listings

- 60.0%

Change in
Closed Sales

+ 8.5%

Change in
Median Sales Price

January

Year to Date

	2023	2024	+ / -	2023	2024	+ / -
New Listings	5	5	0.0%	5	5	0.0%
Closed Sales	5	2	- 60.0%	5	2	- 60.0%
Median Sales Price*	\$215,000	\$233,250	+ 8.5%	\$215,000	\$233,250	+ 8.5%
Average Sales Price*	\$195,200	\$233,250	+ 19.5%	\$195,200	\$233,250	+ 19.5%
Percent of Original List Price Received*	96.5%	92.1%	- 4.6%	96.5%	92.1%	- 4.6%
Average Days on Market Until Sale	92	131	+ 43.0%	92	131	+ 43.0%
Inventory of Homes for Sale	16	13	- 18.8%	--	--	--
Months Supply of Inventory	3.0	2.7	- 12.9%	--	--	--

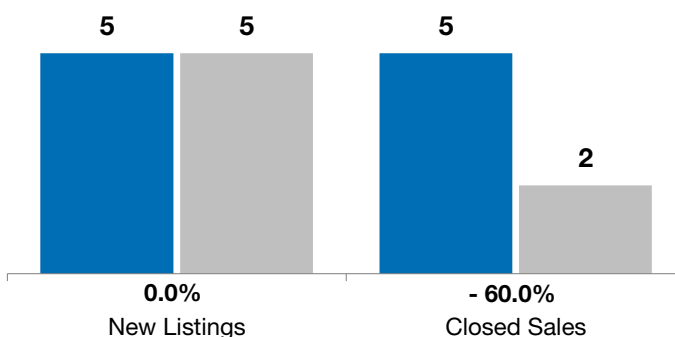
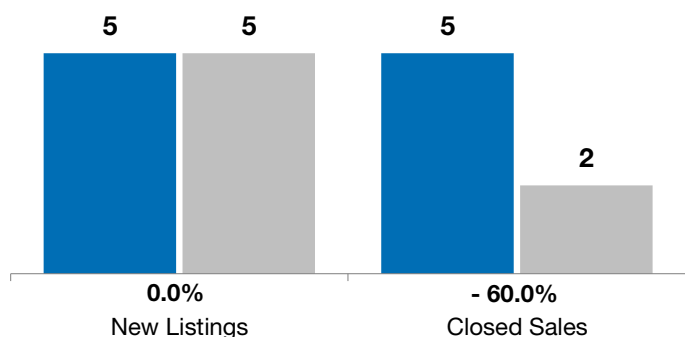
* Does not account for list prices from any previous listing contracts or seller concessions. | Activity for one month can sometimes look extreme due to small sample size.

January

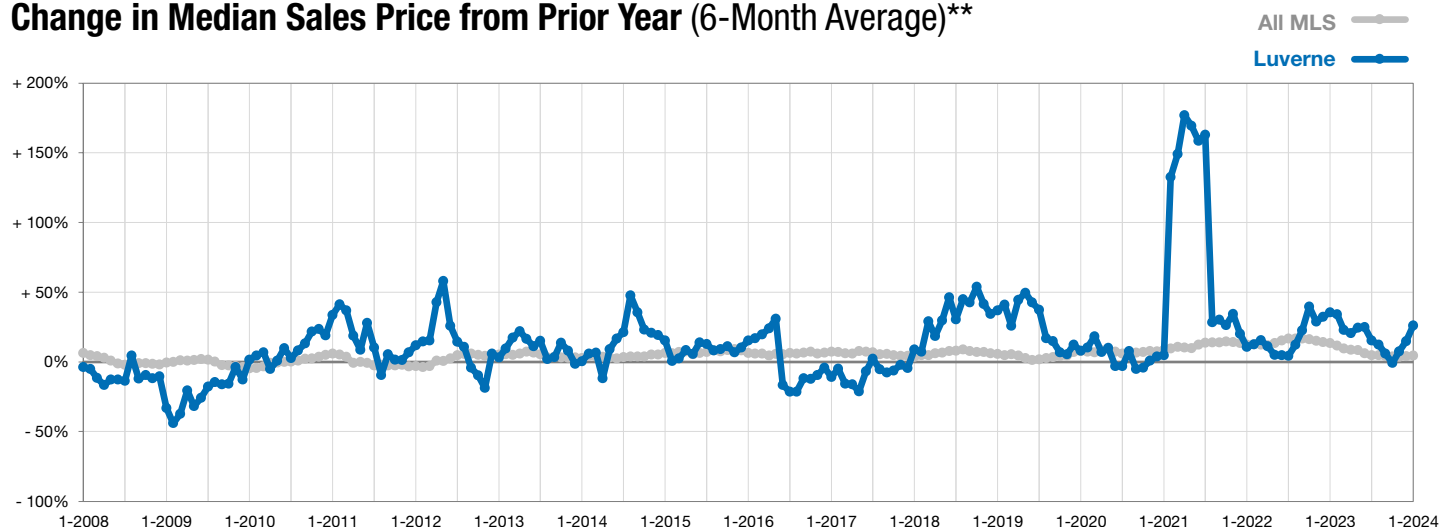
■ 2023 ■ 2024

Year to Date

■ 2023 ■ 2024



Change in Median Sales Price from Prior Year (6-Month Average)**



** Each dot represents the change in median sales price from the prior year using a 6-month weighted average. This means that each of the 6 months used in a dot are proportioned according to their share of sales during that period.