

Local Market Update – January 2024

A RESEARCH TOOL PROVIDED BY THE REALTOR® ASSOCIATION OF THE SIOUX EMPIRE, INC.



Madison

Lake County, SD

+ 200.0%

--

--

Change in
New Listings

Change in
Closed Sales

Change in
Median Sales Price

January

Year to Date

	2023	2024	+ / -	2023	2024	+ / -
New Listings	2	6	+ 200.0%	2	6	+ 200.0%
Closed Sales	0	2	--	0	2	--
Median Sales Price*	\$0	\$230,500	--	\$0	\$230,500	--
Average Sales Price*	\$0	\$230,500	--	\$0	\$230,500	--
Percent of Original List Price Received*	0.0%	96.0%	--	0.0%	96.0%	--
Average Days on Market Until Sale	0	85	--	0	85	--
Inventory of Homes for Sale	17	28	+ 64.7%	--	--	--
Months Supply of Inventory	1.4	3.5	+ 143.6%	--	--	--

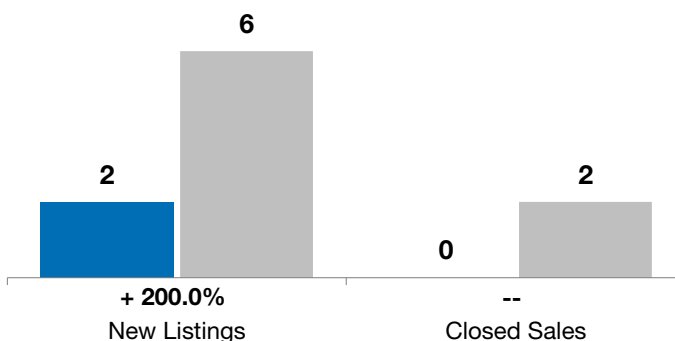
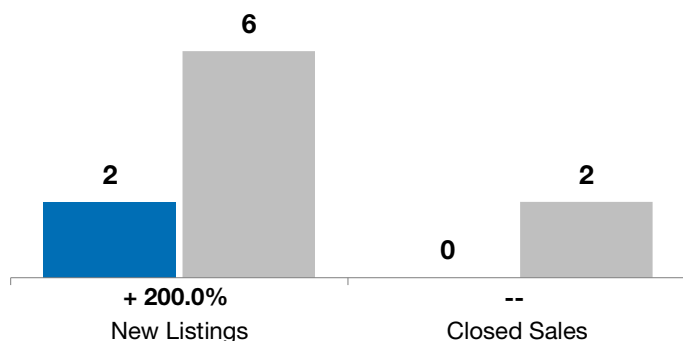
* Does not account for list prices from any previous listing contracts or seller concessions. | Activity for one month can sometimes look extreme due to small sample size.

January

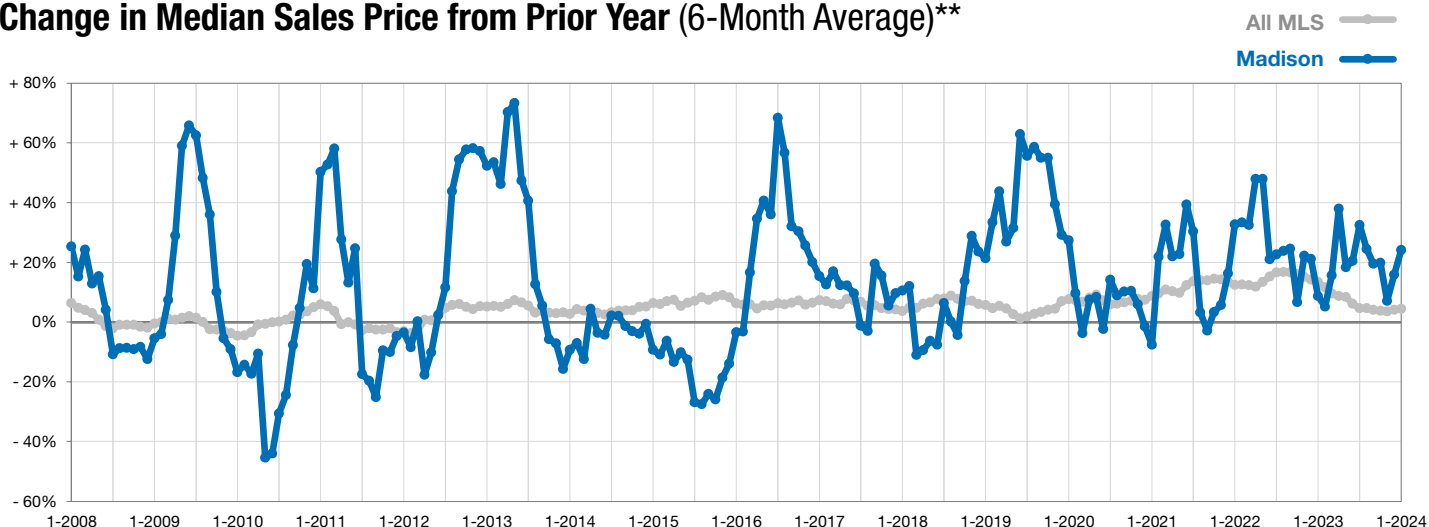
■ 2023 ■ 2024

Year to Date

■ 2023 ■ 2024



Change in Median Sales Price from Prior Year (6-Month Average)**



** Each dot represents the change in median sales price from the prior year using a 6-month weighted average. This means that each of the 6 months used in a dot are proportioned according to their share of sales during that period.