

Local Market Update – February 2024

A RESEARCH TOOL PROVIDED BY THE REALTOR® ASSOCIATION OF THE SIOUX EMPIRE, INC.



Luverne

Rock County, MN

+ 20.0%

Change in
New Listings

+ 200.0%

Change in
Closed Sales

+ 50.6%

Change in
Median Sales Price

February

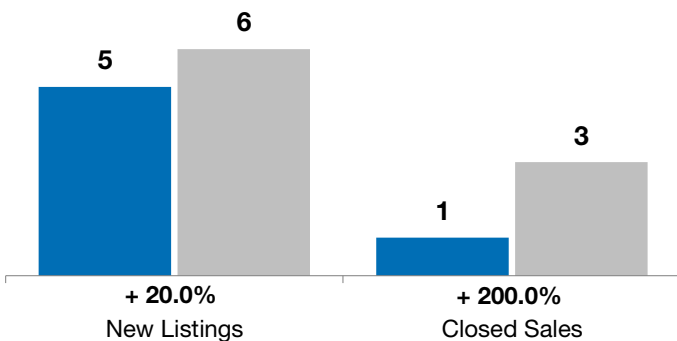
Year to Date

	2023	2024	+ / -	2023	2024	+ / -
New Listings	5	6	+ 20.0%	10	11	+ 10.0%
Closed Sales	1	3	+ 200.0%	6	6	0.0%
Median Sales Price*	\$156,000	\$235,000	+ 50.6%	\$190,250	\$277,500	+ 45.9%
Average Sales Price*	\$156,000	\$265,667	+ 70.3%	\$188,667	\$285,583	+ 51.4%
Percent of Original List Price Received*	106.8%	87.6%	- 18.0%	98.2%	90.3%	- 8.0%
Average Days on Market Until Sale	126	97	- 23.0%	97	122	+ 25.5%
Inventory of Homes for Sale	21	15	- 28.6%	--	--	--
Months Supply of Inventory	3.9	3.1	- 19.1%	--	--	--

* Does not account for list prices from any previous listing contracts or seller concessions. | Activity for one month can sometimes look extreme due to small sample size.

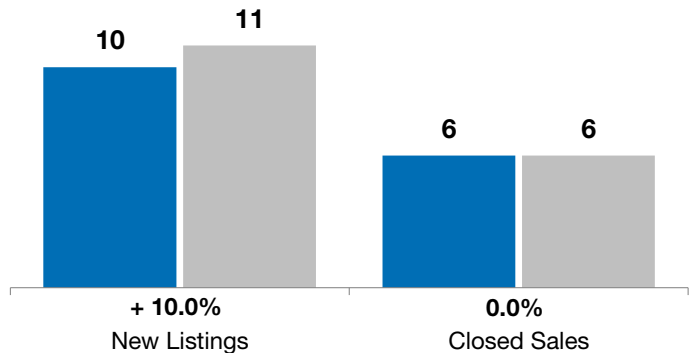
February

■ 2023 ■ 2024

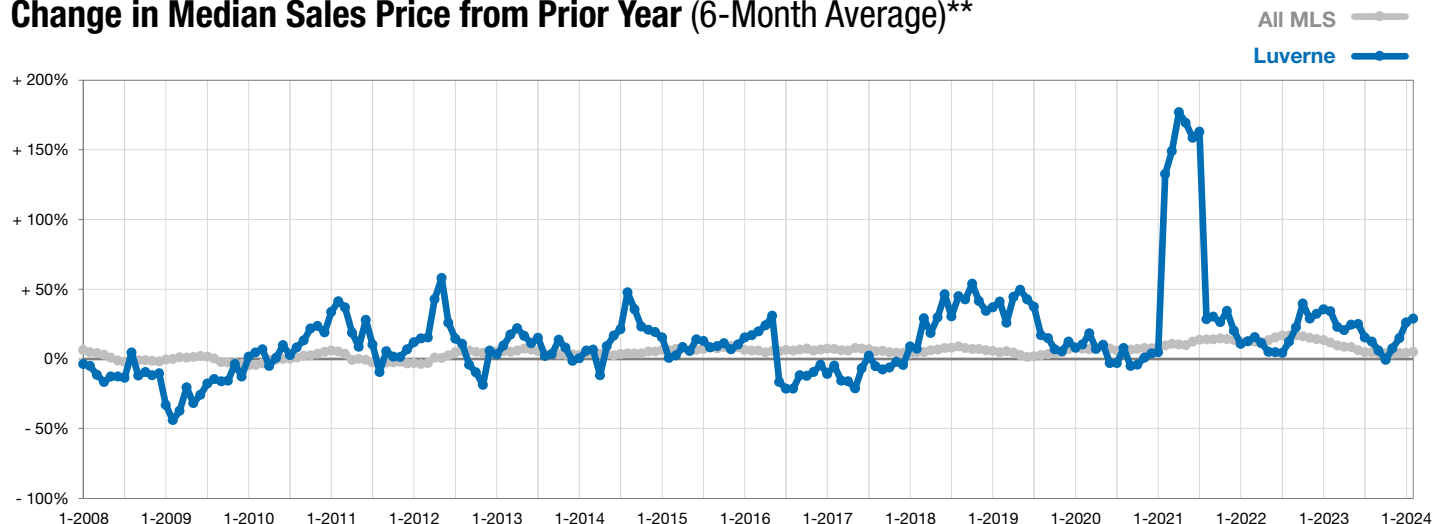


Year to Date

■ 2023 ■ 2024



Change in Median Sales Price from Prior Year (6-Month Average)**



** Each dot represents the change in median sales price from the prior year using a 6-month weighted average. This means that each of the 6 months used in a dot are proportioned according to their share of sales during that period.