

# Local Market Update – February 2024

A RESEARCH TOOL PROVIDED BY THE REALTOR® ASSOCIATION OF THE SIOUX EMPIRE, INC.



## Baltic

Minnehaha County, SD

**- 50.0%**

--

--

Change in  
New Listings

Change in  
Closed Sales

Change in  
Median Sales Price

### February

### Year to Date

	2023	2024	+ / -	2023	2024	+ / -
New Listings	6	3	- 50.0%	12	6	- 50.0%
Closed Sales	0	1	--	1	2	+ 100.0%
Median Sales Price*	\$0	\$143,000	--	\$460,000	\$209,000	- 54.6%
Average Sales Price*	\$0	\$143,000	--	\$460,000	\$209,000	- 54.6%
Percent of Original List Price Received*	0.0%	81.7%	--	97.9%	87.1%	- 11.1%
Average Days on Market Until Sale	0	51	--	52	50	- 3.8%
Inventory of Homes for Sale	14	8	- 42.9%	--	--	--
Months Supply of Inventory	5.4	2.6	- 51.8%	--	--	--

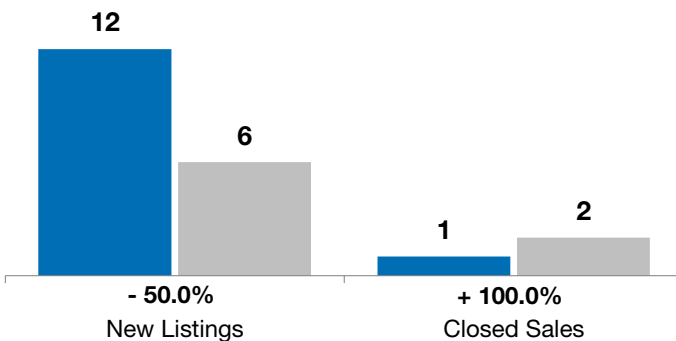
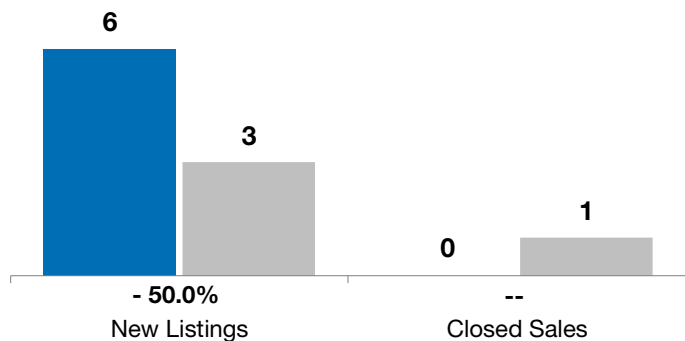
\* Does not account for list prices from any previous listing contracts or seller concessions. | Activity for one month can sometimes look extreme due to small sample size.

### February

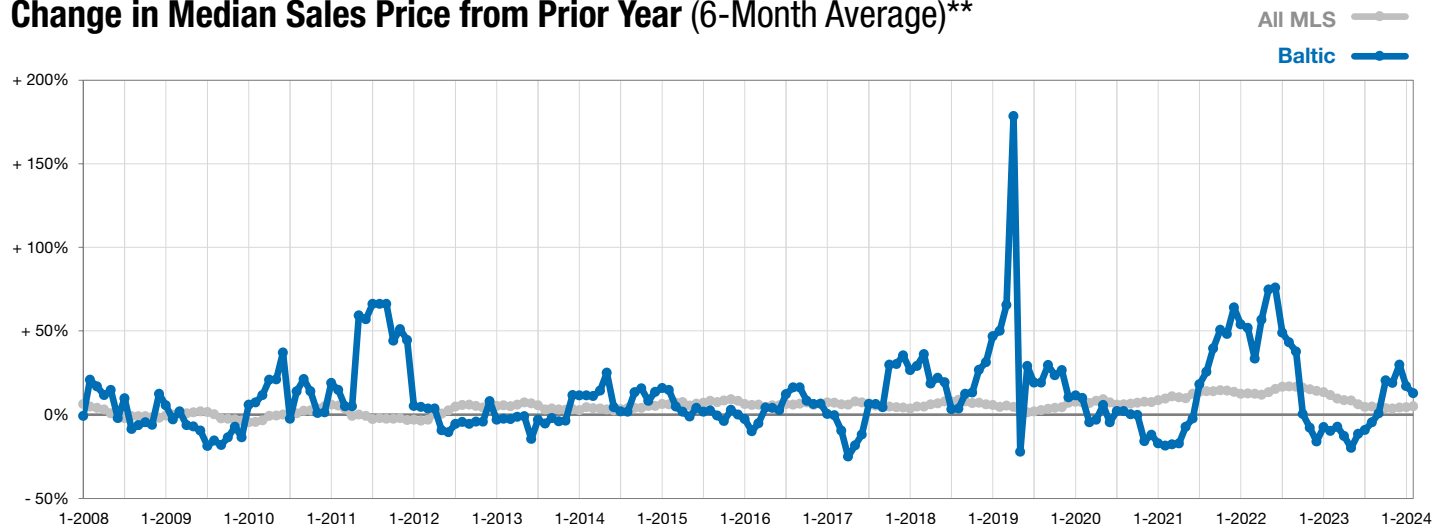
■ 2023 ■ 2024

### Year to Date

■ 2023 ■ 2024



### Change in Median Sales Price from Prior Year (6-Month Average)\*\*



\*\* Each dot represents the change in median sales price from the prior year using a 6-month weighted average. This means that each of the 6 months used in a dot are proportioned according to their share of sales during that period.