

# Local Market Update – February 2024

A RESEARCH TOOL PROVIDED BY THE REALTOR® ASSOCIATION OF THE SIOUX EMPIRE, INC.



## Worthing

Lincoln County, SD

--                      **0.0%**                      **- 8.3%**

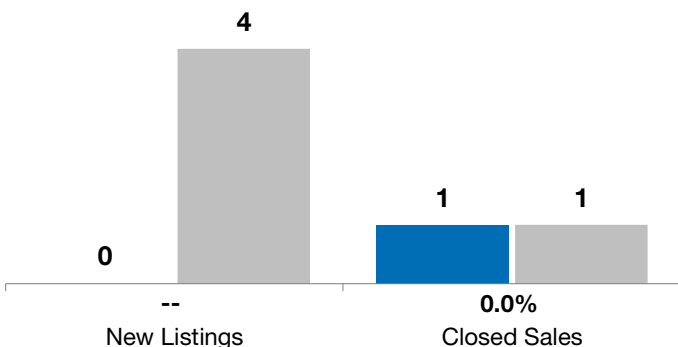
Change in New Listings                      Change in Closed Sales                      Change in Median Sales Price

	February			Year to Date		
	2023	2024	+ / -	2023	2024	+ / -
New Listings	0	4	--	0	7	--
Closed Sales	1	1	0.0%	2	1	- 50.0%
Median Sales Price*	\$300,000	<b>\$275,000</b>	- 8.3%	\$275,100	<b>\$275,000</b>	- 0.0%
Average Sales Price*	\$300,000	<b>\$275,000</b>	- 8.3%	\$275,100	<b>\$275,000</b>	- 0.0%
Percent of Original List Price Received*	94.5%	<b>100.0%</b>	+ 5.8%	96.7%	<b>100.0%</b>	+ 3.4%
Average Days on Market Until Sale	39	<b>54</b>	+ 38.5%	58	<b>54</b>	- 6.1%
Inventory of Homes for Sale	0	<b>6</b>	--	--	--	--
Months Supply of Inventory	0.0	<b>3.7</b>	--	--	--	--

\* Does not account for list prices from any previous listing contracts or seller concessions. | Activity for one month can sometimes look extreme due to small sample size.

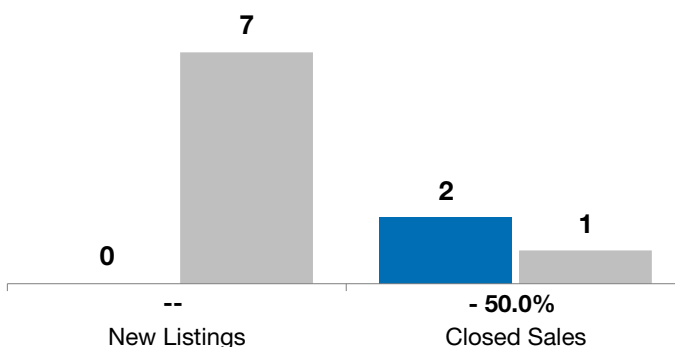
### February

■ 2023 ■ 2024

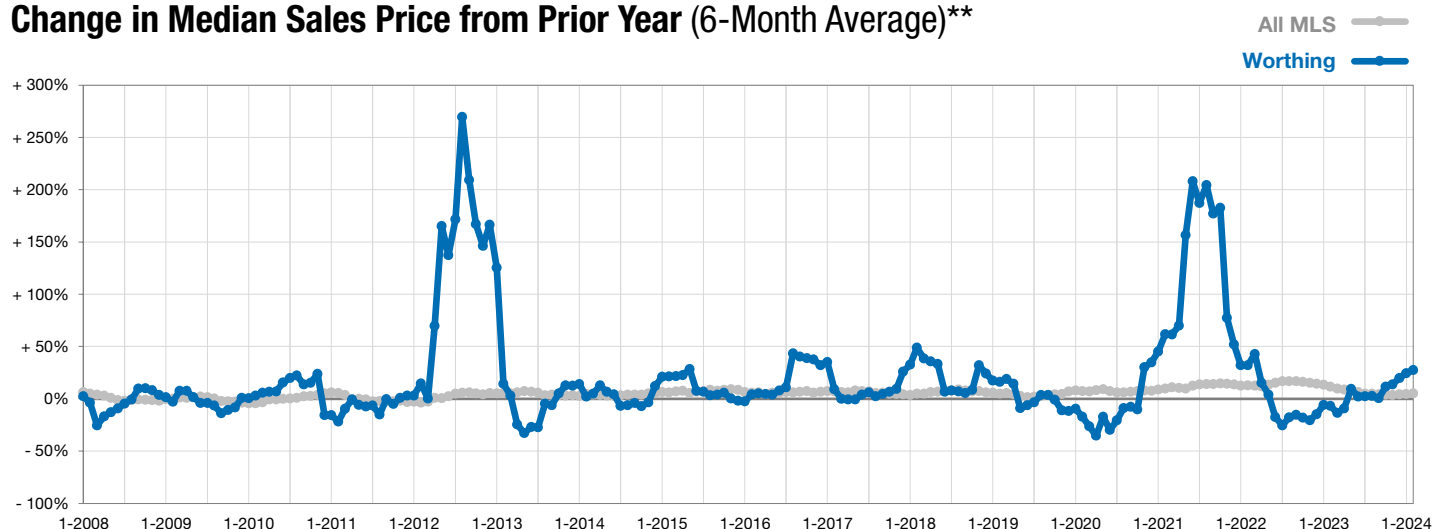


### Year to Date

■ 2023 ■ 2024



### Change in Median Sales Price from Prior Year (6-Month Average)\*\*



\*\* Each dot represents the change in median sales price from the prior year using a 6-month weighted average. This means that each of the 6 months used in a dot are proportioned according to their share of sales during that period.