

Local Market Update – March 2024

A RESEARCH TOOL PROVIDED BY THE REALTOR® ASSOCIATION OF THE SIOUX EMPIRE, INC.



Baltic

Minnehaha County, SD

- 50.0%

0.0%

- 1.3%

Change in
New Listings

Change in
Closed Sales

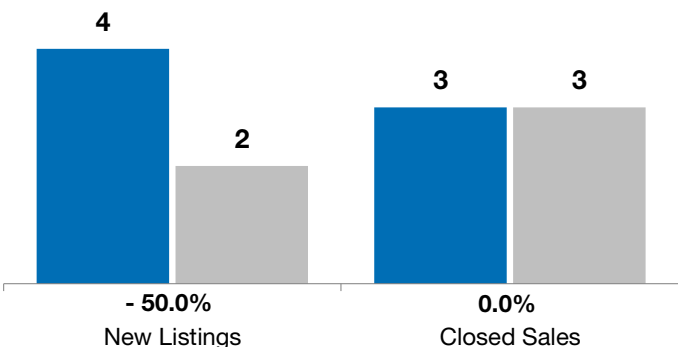
Change in
Median Sales Price

	March			Year to Date		
	2023	2024	+ / -	2023	2024	+ / -
New Listings	4	2	- 50.0%	16	8	- 50.0%
Closed Sales	3	3	0.0%	4	5	+ 25.0%
Median Sales Price*	\$283,800	\$280,000	- 1.3%	\$319,300	\$275,000	- 13.9%
Average Sales Price*	\$274,533	\$338,000	+ 23.1%	\$320,900	\$286,400	- 10.8%
Percent of Original List Price Received*	95.7%	98.8%	+ 3.2%	96.2%	94.1%	- 2.2%
Average Days on Market Until Sale	56	54	- 4.1%	55	52	- 5.2%
Inventory of Homes for Sale	13	6	- 53.8%	--	--	--
Months Supply of Inventory	4.8	1.9	- 59.6%	--	--	--

* Does not account for list prices from any previous listing contracts or seller concessions. | Activity for one month can sometimes look extreme due to small sample size.

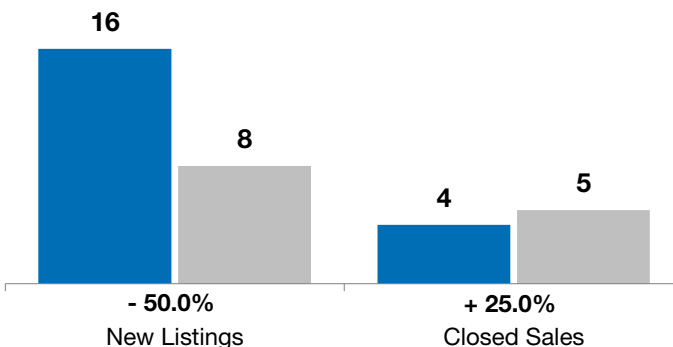
March

■ 2023 ■ 2024



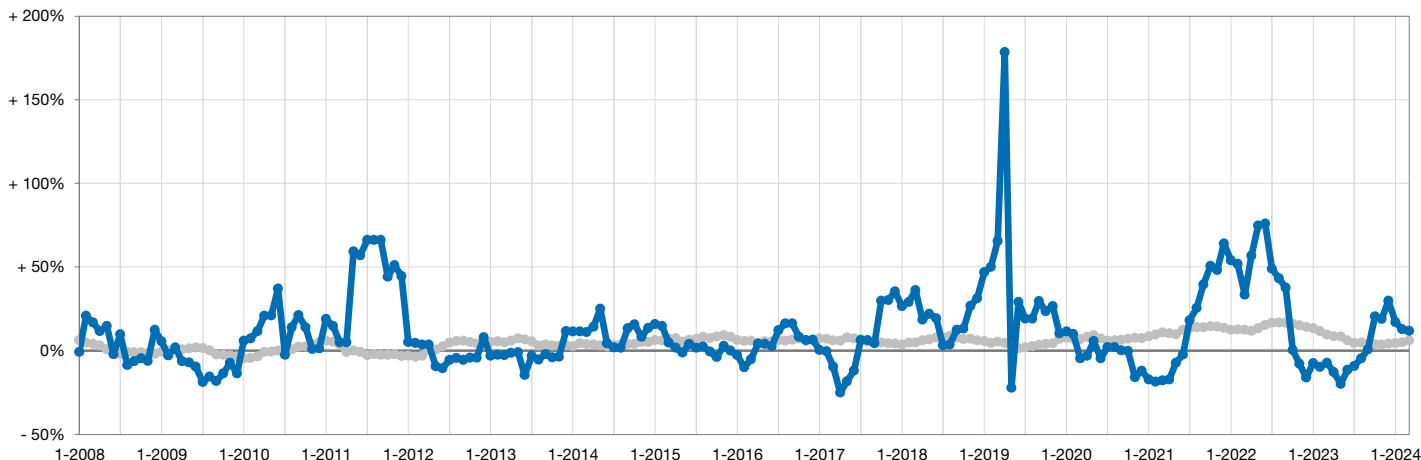
Year to Date

■ 2023 ■ 2024



Change in Median Sales Price from Prior Year (6-Month Average)**

All MLS — Baltic —



** Each dot represents the change in median sales price from the prior year using a 6-month weighted average. This means that each of the 6 months used in a dot are proportioned according to their share of sales during that period.