

Local Market Update – March 2024

A RESEARCH TOOL PROVIDED BY THE REALTOR® ASSOCIATION OF THE SIOUX EMPIRE, INC.



Worthing

Lincoln County, SD

0.0%

--

--

Change in
New Listings

Change in
Closed Sales

Change in
Median Sales Price

March

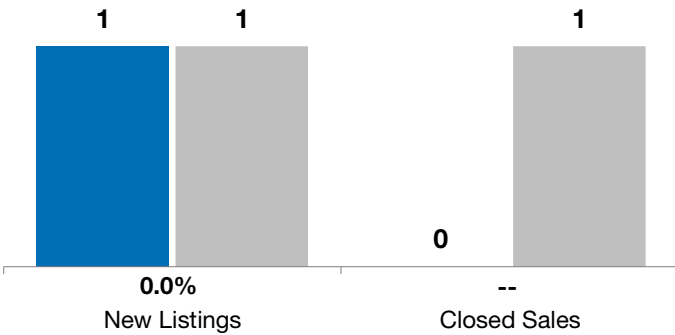
Year to Date

	2023	2024	+ / -	2023	2024	+ / -
New Listings	1	1	0.0%	1	8	+ 700.0%
Closed Sales	0	1	--	2	2	0.0%
Median Sales Price*	\$0	\$330,000	--	\$275,100	\$302,500	+ 10.0%
Average Sales Price*	\$0	\$330,000	--	\$275,100	\$302,500	+ 10.0%
Percent of Original List Price Received*	0.0%	101.5%	--	96.7%	100.8%	+ 4.2%
Average Days on Market Until Sale	0	53	--	58	54	- 7.0%
Inventory of Homes for Sale	1	6	+ 500.0%	--	--	--
Months Supply of Inventory	0.5	3.9	+ 710.0%	--	--	--

* Does not account for list prices from any previous listing contracts or seller concessions. | Activity for one month can sometimes look extreme due to small sample size.

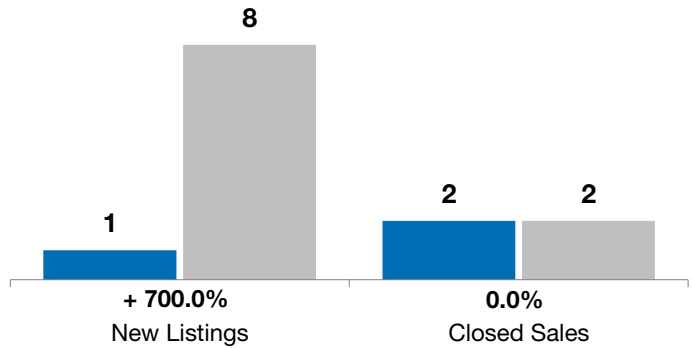
March

■ 2023 ■ 2024

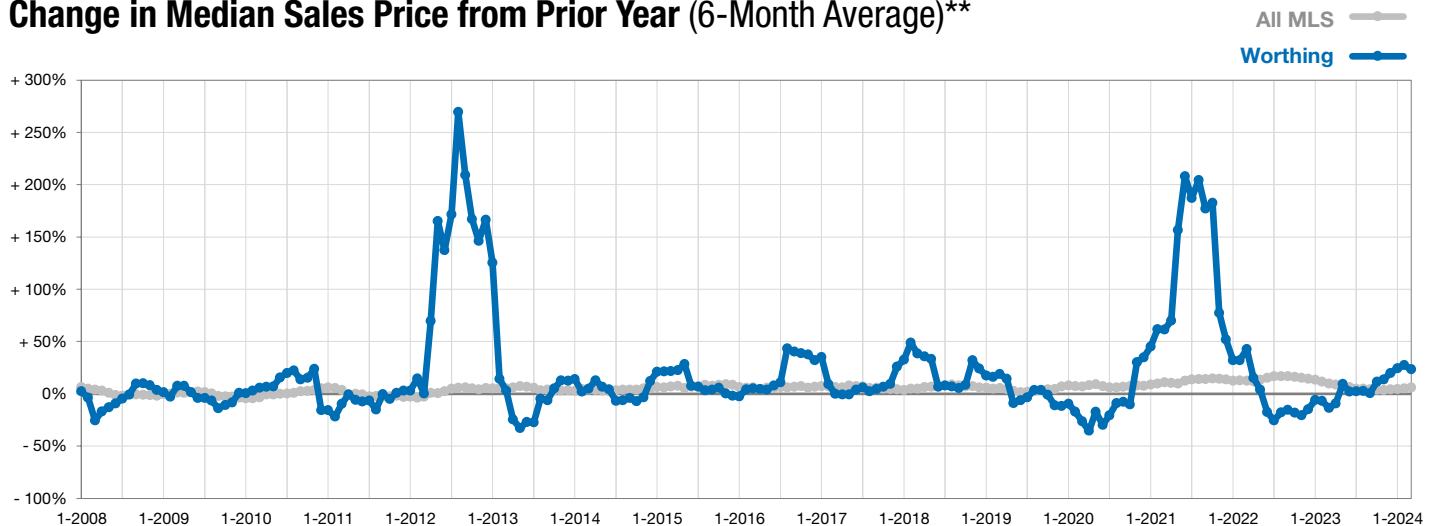


Year to Date

■ 2023 ■ 2024



Change in Median Sales Price from Prior Year (6-Month Average)**



** Each dot represents the change in median sales price from the prior year using a 6-month weighted average. This means that each of the 6 months used in a dot are proportioned according to their share of sales during that period.