

Local Market Update – April 2024

A RESEARCH TOOL PROVIDED BY THE REALTOR® ASSOCIATION OF THE SIOUX EMPIRE, INC.



Canton

Lincoln County, SD

+ 20.0%

0.0%

+ 31.5%

Change in
New Listings

Change in
Closed Sales

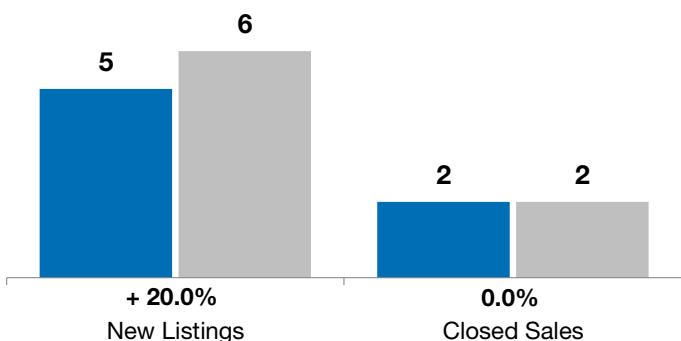
Change in
Median Sales Price

	April			Year to Date		
	2023	2024	+ / -	2023	2024	+ / -
New Listings	5	6	+ 20.0%	12	12	0.0%
Closed Sales	2	2	0.0%	8	3	- 62.5%
Median Sales Price*	\$182,500	\$239,950	+ 31.5%	\$184,811	\$166,000	- 10.2%
Average Sales Price*	\$182,500	\$239,950	+ 31.5%	\$363,800	\$215,300	- 40.8%
Percent of Original List Price Received*	100.0%	96.8%	- 3.2%	99.1%	98.1%	- 1.0%
Average Days on Market Until Sale	40	38	- 5.1%	84	40	- 52.1%
Inventory of Homes for Sale	11	10	- 9.1%	--	--	--
Months Supply of Inventory	2.7	2.9	+ 6.1%	--	--	--

* Does not account for list prices from any previous listing contracts or seller concessions. | Activity for one month can sometimes look extreme due to small sample size.

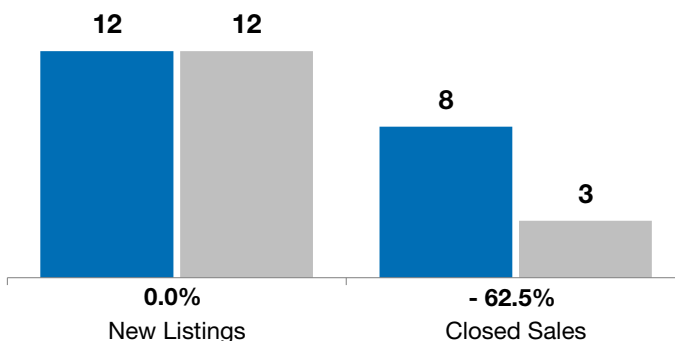
April

■ 2023 ■ 2024



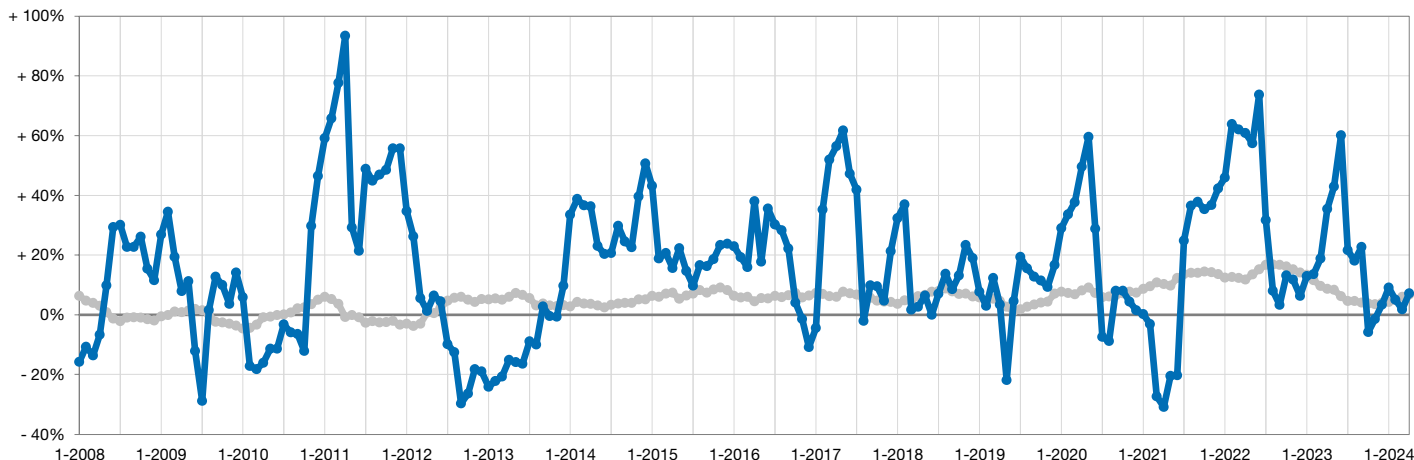
Year to Date

■ 2023 ■ 2024



Change in Median Sales Price from Prior Year (6-Month Average)**

All MLS — Canton



** Each dot represents the change in median sales price from the prior year using a 6-month weighted average. This means that each of the 6 months used in a dot are proportioned according to their share of sales during that period.