

Local Market Update – April 2024

A RESEARCH TOOL PROVIDED BY THE REALTOR® ASSOCIATION OF THE SIOUX EMPIRE, INC.



Worthing

Lincoln County, SD

+ 200.0% **0.0%** **+ 18.3%**

Change in
New Listings

Change in
Closed Sales

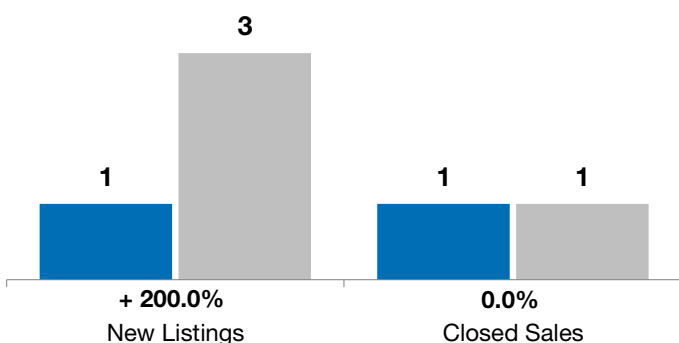
Change in
Median Sales Price

	April			Year to Date		
	2023	2024	+ / -	2023	2024	+ / -
New Listings	1	3	+ 200.0%	2	11	+ 450.0%
Closed Sales	1	1	0.0%	3	3	0.0%
Median Sales Price*	\$262,000	\$309,900	+ 18.3%	\$262,000	\$309,900	+ 18.3%
Average Sales Price*	\$262,000	\$309,900	+ 18.3%	\$270,733	\$304,967	+ 12.6%
Percent of Original List Price Received*	109.2%	100.0%	- 8.4%	100.8%	100.5%	- 0.3%
Average Days on Market Until Sale	32	24	- 25.0%	49	44	- 10.9%
Inventory of Homes for Sale	1	6	+ 500.0%	--	--	--
Months Supply of Inventory	0.5	3.4	+ 575.0%	--	--	--

* Does not account for list prices from any previous listing contracts or seller concessions. | Activity for one month can sometimes look extreme due to small sample size.

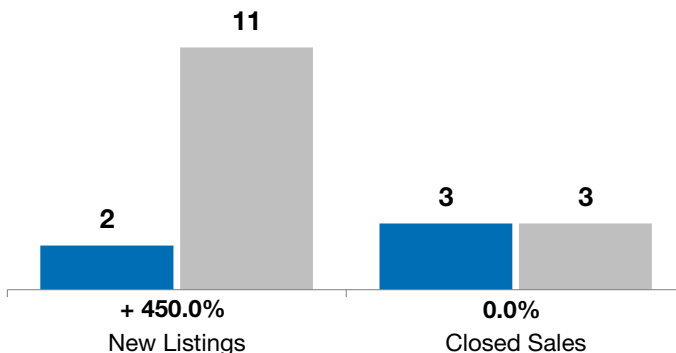
April

■ 2023 ■ 2024

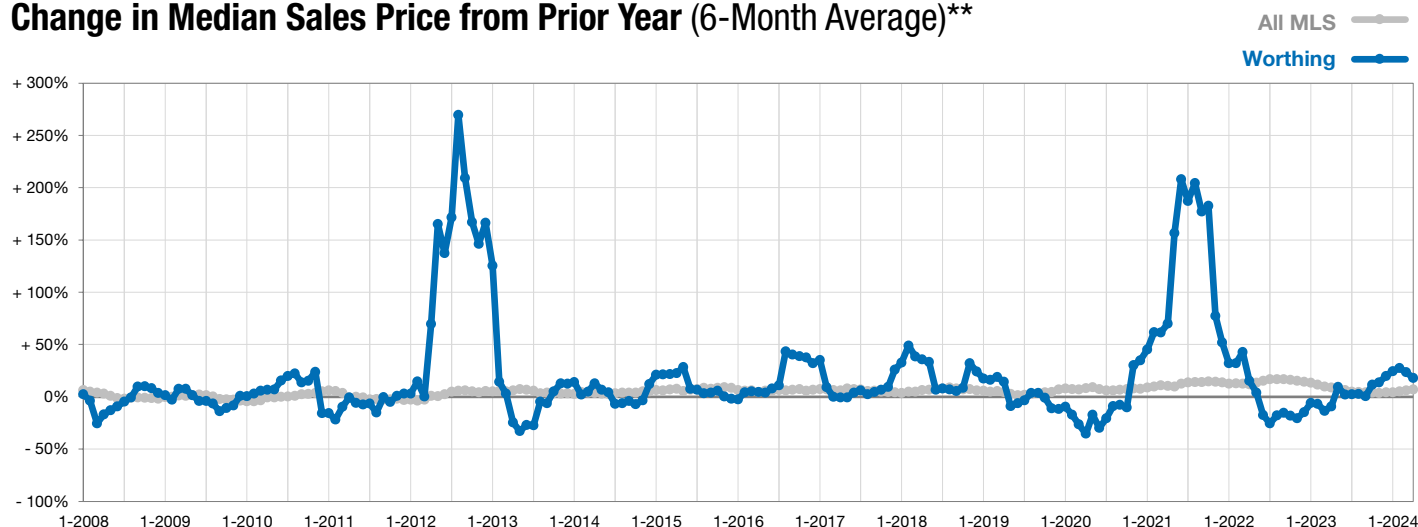


Year to Date

■ 2023 ■ 2024



Change in Median Sales Price from Prior Year (6-Month Average)**



** Each dot represents the change in median sales price from the prior year using a 6-month weighted average. This means that each of the 6 months used in a dot are proportioned according to their share of sales during that period.