

Local Market Update – July 2024

A RESEARCH TOOL PROVIDED BY THE REALTOR® ASSOCIATION OF THE SIOUX EMPIRE, INC.



Beresford

0.0%

Change in
New Listings

- 60.0%

Change in
Closed Sales

+ 172.9%

Change in
Median Sales Price

Union County, SD

July

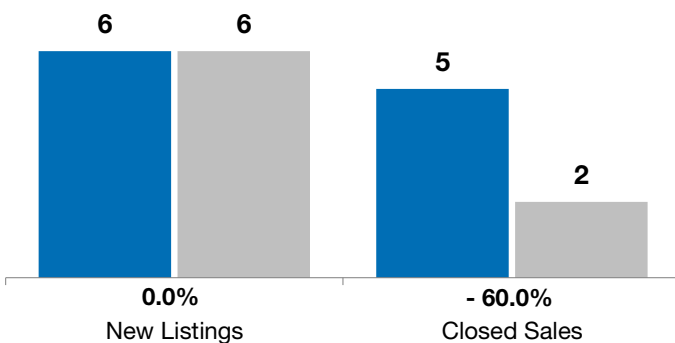
Year to Date

	2023	2024	+ / -	2023	2024	+ / -
New Listings	6	6	0.0%	45	31	- 31.1%
Closed Sales	5	2	- 60.0%	24	13	- 45.8%
Median Sales Price*	\$227,223	\$620,000	+ 172.9%	\$276,950	\$250,000	- 9.7%
Average Sales Price*	\$245,895	\$620,000	+ 152.1%	\$278,076	\$299,577	+ 7.7%
Percent of Original List Price Received*	96.0%	97.1%	+ 1.1%	97.7%	91.5%	- 6.4%
Average Days on Market Until Sale	55	83	+ 52.0%	71	76	+ 6.8%
Inventory of Homes for Sale	19	14	- 26.3%	--	--	--
Months Supply of Inventory	5.2	5.1	- 2.6%	--	--	--

* Does not account for list prices from any previous listing contracts or seller concessions. | Activity for one month can sometimes look extreme due to small sample size.

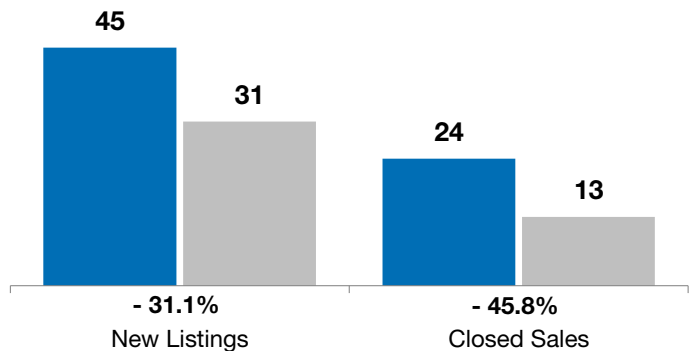
July

■ 2023 ■ 2024

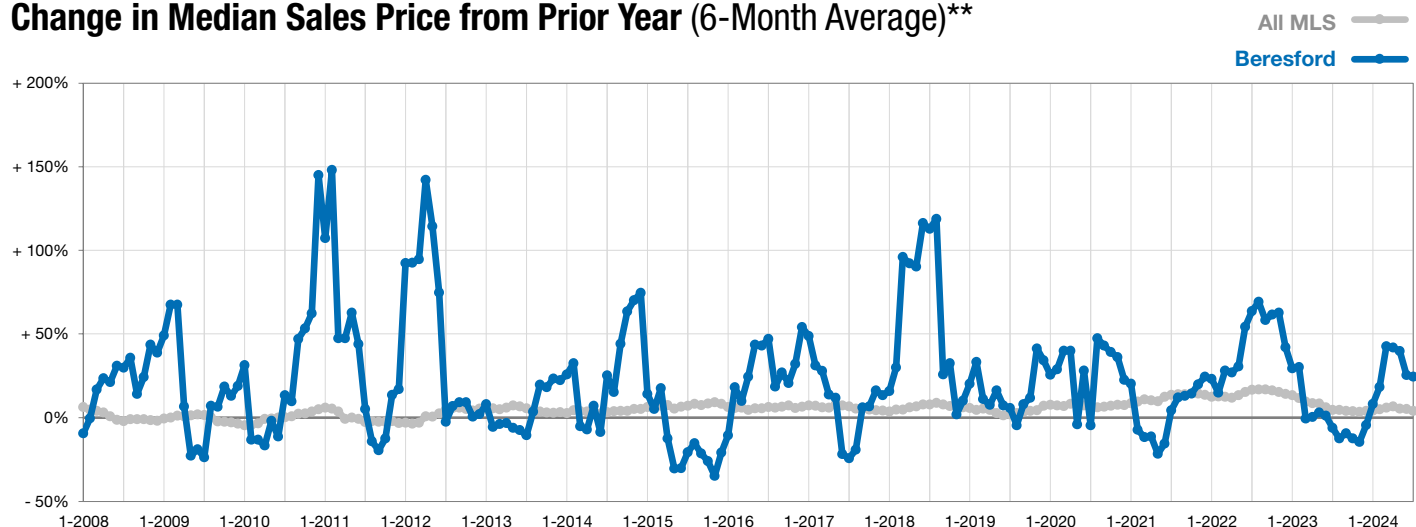


Year to Date

■ 2023 ■ 2024



Change in Median Sales Price from Prior Year (6-Month Average)**



** Each dot represents the change in median sales price from the prior year using a 6-month weighted average. This means that each of the 6 months used in a dot are proportioned according to their share of sales during that period.