

Local Market Update – July 2024

A RESEARCH TOOL PROVIDED BY THE REALTOR® ASSOCIATION OF THE SIOUX EMPIRE, INC.



Canton

Lincoln County, SD

0.0%

Change in
New Listings

+ 40.0%

Change in
Closed Sales

- 15.9%

Change in
Median Sales Price

July

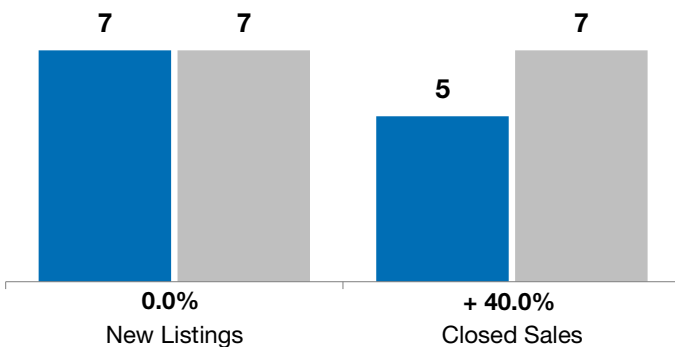
Year to Date

	2023	2024	+ / -	2023	2024	+ / -
New Listings	7	7	0.0%	35	36	+ 2.9%
Closed Sales	5	7	+ 40.0%	23	14	- 39.1%
Median Sales Price*	\$279,500	\$235,000	- 15.9%	\$210,000	\$248,950	+ 18.5%
Average Sales Price*	\$313,900	\$415,986	+ 32.5%	\$304,961	\$327,229	+ 7.3%
Percent of Original List Price Received*	99.0%	99.1%	+ 0.1%	99.3%	99.0%	- 0.3%
Average Days on Market Until Sale	106	80	- 24.3%	84	63	- 25.2%
Inventory of Homes for Sale	10	12	+ 20.0%	--	--	--
Months Supply of Inventory	2.3	3.5	+ 52.9%	--	--	--

* Does not account for list prices from any previous listing contracts or seller concessions. | Activity for one month can sometimes look extreme due to small sample size.

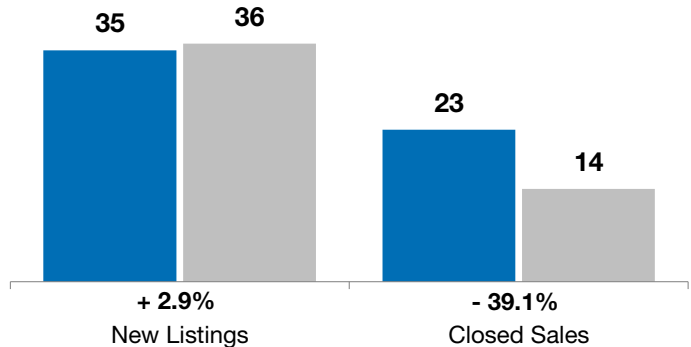
July

■ 2023 ■ 2024



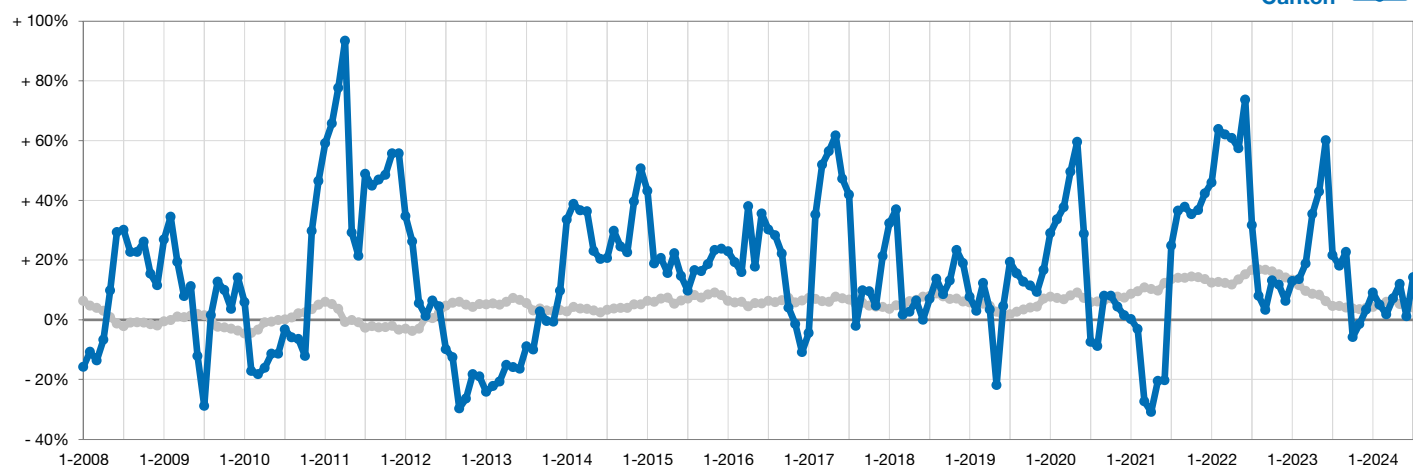
Year to Date

■ 2023 ■ 2024



Change in Median Sales Price from Prior Year (6-Month Average)**

All MLS — Canton —



** Each dot represents the change in median sales price from the prior year using a 6-month weighted average. This means that each of the 6 months used in a dot are proportioned according to their share of sales during that period.