

Local Market Update – July 2024

A RESEARCH TOOL PROVIDED BY THE REALTOR® ASSOCIATION OF THE SIOUX EMPIRE, INC.



Worthing

- 33.3%

Change in
New Listings

0.0%

Change in
Closed Sales

+ 45.3%

Change in
Median Sales Price

Lincoln County, SD

July

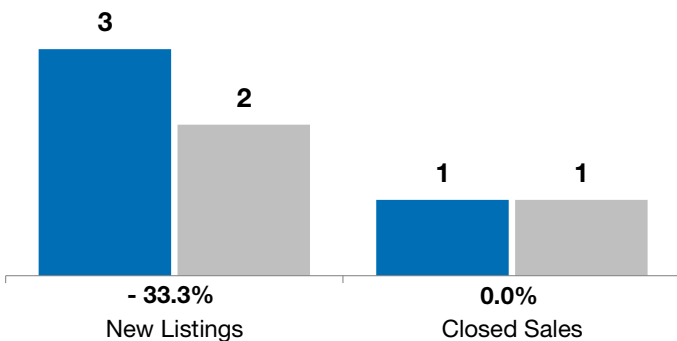
Year to Date

	2023	2024	+ / -	2023	2024	+ / -
New Listings	3	2	- 33.3%	8	19	+ 137.5%
Closed Sales	1	1	0.0%	6	10	+ 66.7%
Median Sales Price*	\$265,000	\$385,000	+ 45.3%	\$263,500	\$319,950	+ 21.4%
Average Sales Price*	\$265,000	\$385,000	+ 45.3%	\$261,200	\$323,150	+ 23.7%
Percent of Original List Price Received*	100.0%	96.3%	- 3.8%	102.7%	99.6%	- 3.0%
Average Days on Market Until Sale	43	41	- 4.7%	45	67	+ 47.7%
Inventory of Homes for Sale	4	4	0.0%	--	--	--
Months Supply of Inventory	2.4	1.8	- 26.4%	--	--	--

* Does not account for list prices from any previous listing contracts or seller concessions. | Activity for one month can sometimes look extreme due to small sample size.

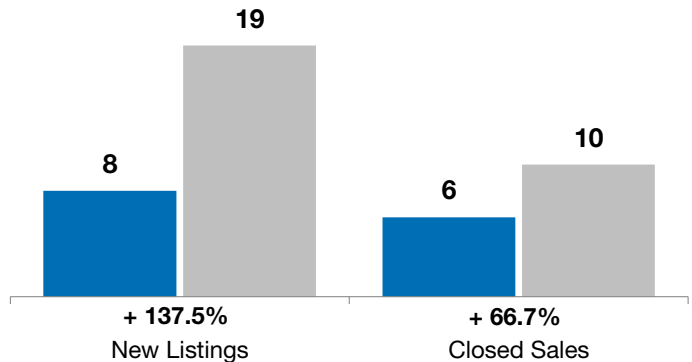
July

■ 2023 ■ 2024

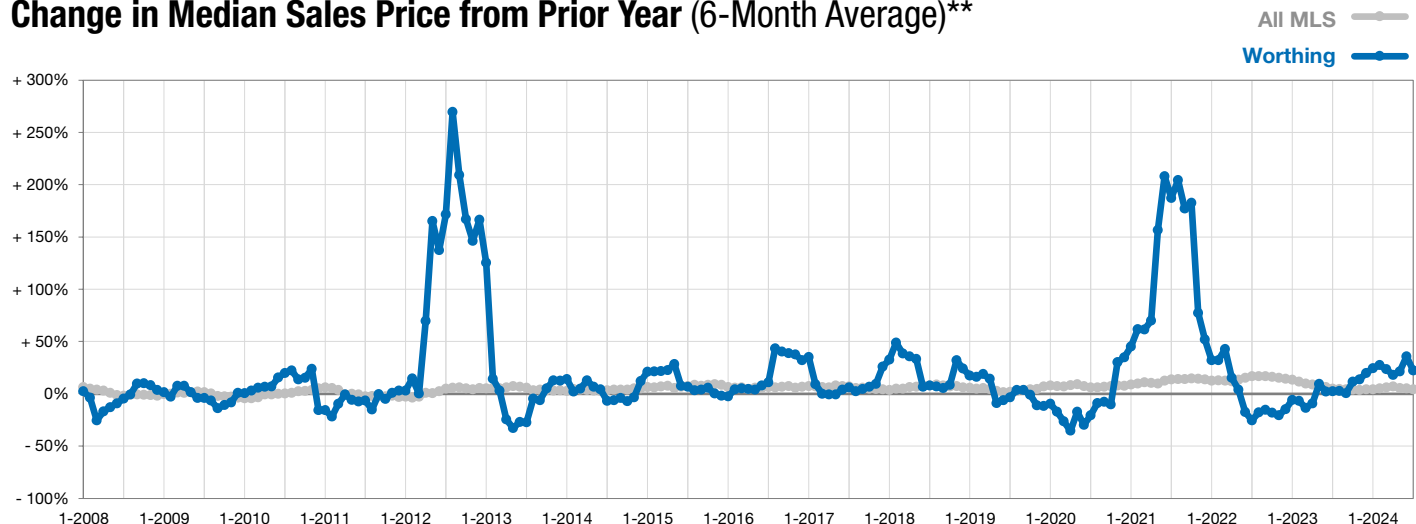


Year to Date

■ 2023 ■ 2024



Change in Median Sales Price from Prior Year (6-Month Average)**



** Each dot represents the change in median sales price from the prior year using a 6-month weighted average. This means that each of the 6 months used in a dot are proportioned according to their share of sales during that period.