

Local Market Update – September 2024

A RESEARCH TOOL PROVIDED BY THE REALTOR® ASSOCIATION OF THE SIOUX EMPIRE, INC.



Baltic

Minnehaha County, SD

+ 50.0%

- 50.0%

- 17.9%

Change in
New Listings

Change in
Closed Sales

Change in
Median Sales Price

September

Year to Date

	2023	2024	+ / -	2023	2024	+ / -
New Listings	4	6	+ 50.0%	39	30	- 23.1%
Closed Sales	2	1	- 50.0%	23	14	- 39.1%
Median Sales Price*	\$389,717	\$319,900	- 17.9%	\$354,800	\$290,650	- 18.1%
Average Sales Price*	\$389,717	\$319,900	- 17.9%	\$350,832	\$321,829	- 8.3%
Percent of Original List Price Received*	99.5%	100.0%	+ 0.6%	99.8%	97.6%	- 2.3%
Average Days on Market Until Sale	127	60	- 52.6%	84	74	- 11.9%
Inventory of Homes for Sale	11	10	- 9.1%	--	--	--
Months Supply of Inventory	3.9	4.6	+ 17.5%	--	--	--

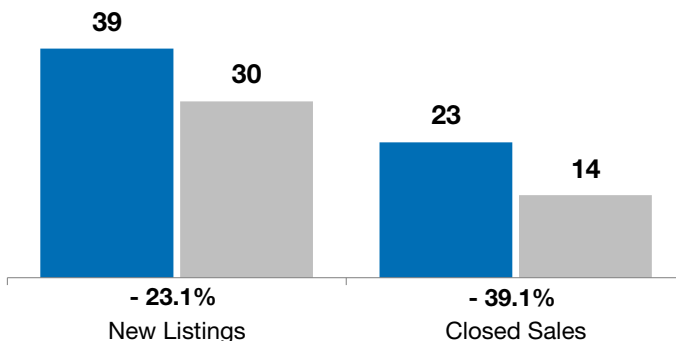
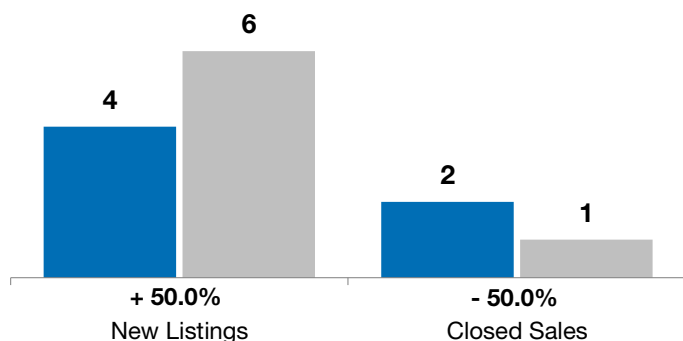
* Does not account for list prices from any previous listing contracts or seller concessions. | Activity for one month can sometimes look extreme due to small sample size.

September

■ 2023 ■ 2024

Year to Date

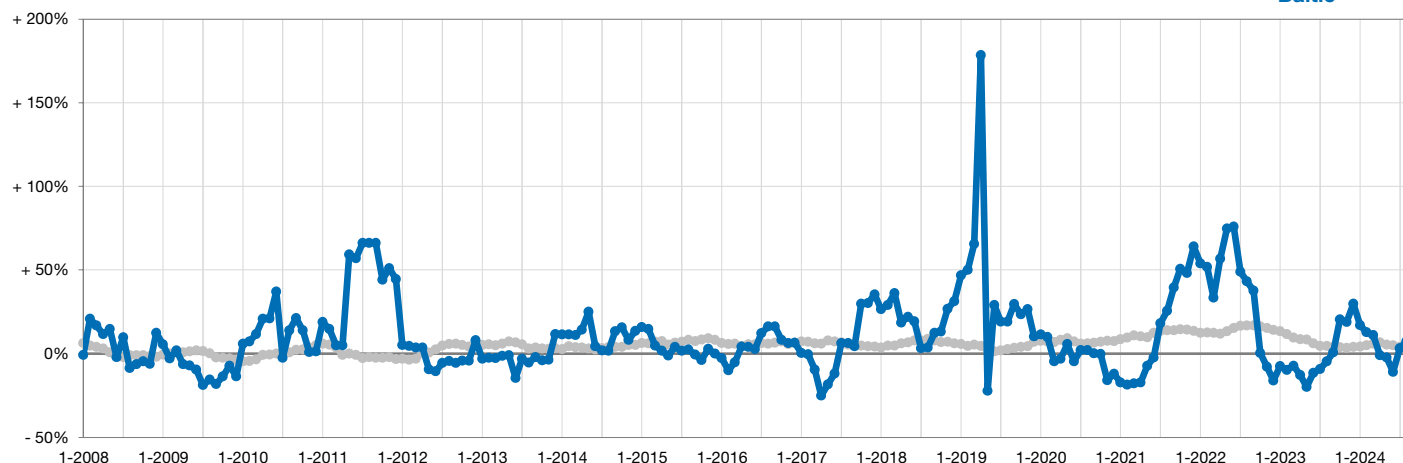
■ 2023 ■ 2024



Change in Median Sales Price from Prior Year (6-Month Average)**

All MLS —

Baltic —



** Each dot represents the change in median sales price from the prior year using a 6-month weighted average. This means that each of the 6 months used in a dot are proportioned according to their share of sales during that period.