

Local Market Update – September 2024

A RESEARCH TOOL PROVIDED BY THE REALTOR® ASSOCIATION OF THE SIOUX EMPIRE, INC.



Worthing

Lincoln County, SD

+ 25.0%

Change in
New Listings

- 50.0%

Change in
Closed Sales

+ 20.4%

Change in
Median Sales Price

September

Year to Date

	2023	2024	+ / -	2023	2024	+ / -
New Listings	4	5	+ 25.0%	16	28	+ 75.0%
Closed Sales	2	1	- 50.0%	8	14	+ 75.0%
Median Sales Price*	\$282,451	\$340,000	+ 20.4%	\$272,450	\$319,950	+ 17.4%
Average Sales Price*	\$282,451	\$340,000	+ 20.4%	\$266,513	\$300,214	+ 12.6%
Percent of Original List Price Received*	100.0%	104.6%	+ 4.6%	102.0%	100.0%	- 2.0%
Average Days on Market Until Sale	46	43	- 6.5%	45	60	+ 32.9%
Inventory of Homes for Sale	8	6	- 25.0%	--	--	--
Months Supply of Inventory	5.3	2.9	- 46.4%	--	--	--

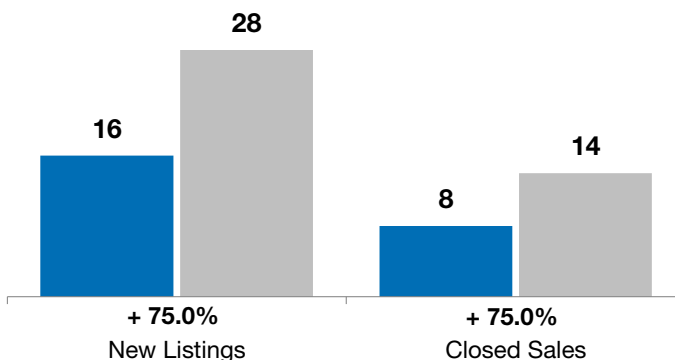
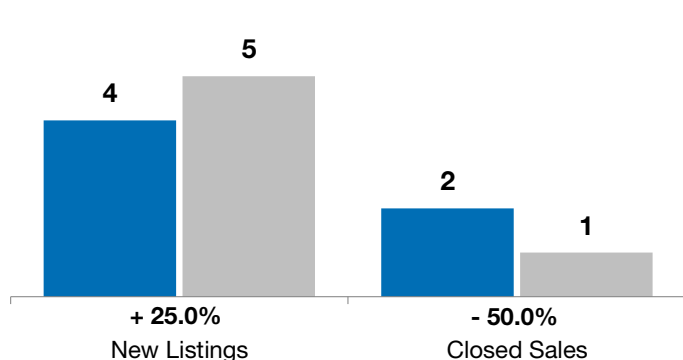
* Does not account for list prices from any previous listing contracts or seller concessions. | Activity for one month can sometimes look extreme due to small sample size.

September

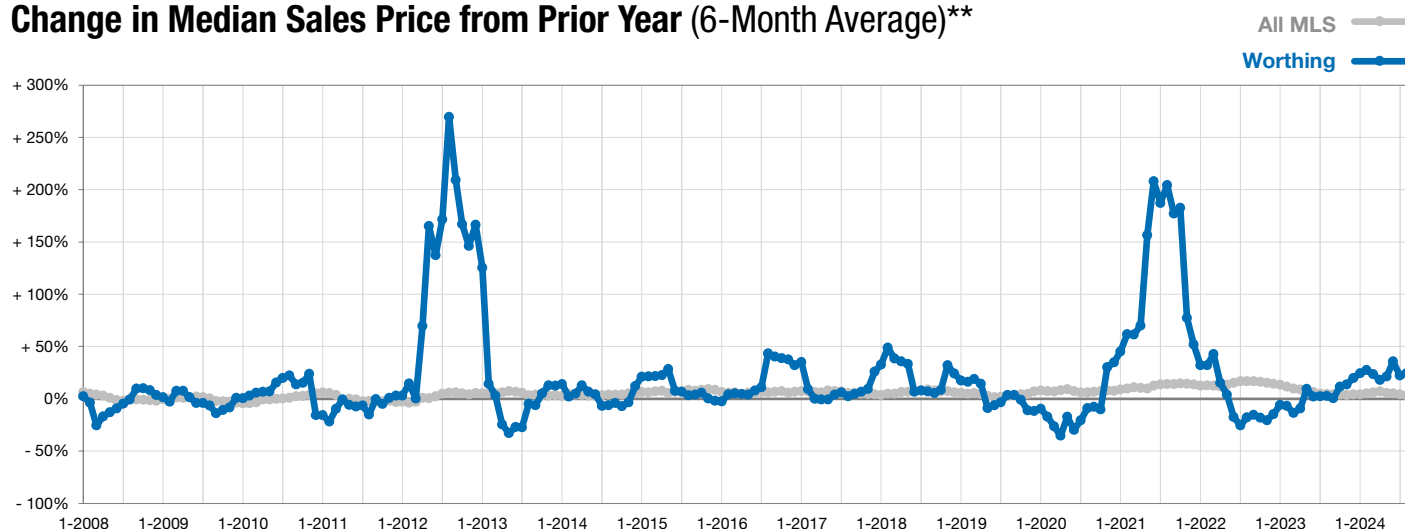
■ 2023 ■ 2024

Year to Date

■ 2023 ■ 2024



Change in Median Sales Price from Prior Year (6-Month Average)**



All MLS —
Worthing —

** Each dot represents the change in median sales price from the prior year using a 6-month weighted average. This means that each of the 6 months used in a dot are proportioned according to their share of sales during that period.