

Local Market Update – October 2024

A RESEARCH TOOL PROVIDED BY THE REALTOR® ASSOCIATION OF THE SIOUX EMPIRE, INC.



Baltic

Minnehaha County, SD

- 66.7%

Change in
New Listings

- 50.0%

Change in
Closed Sales

+ 14.9%

Change in
Median Sales Price

October

Year to Date

	2023	2024	+ / -	2023	2024	+ / -
New Listings	9	3	- 66.7%	48	33	- 31.3%
Closed Sales	2	1	- 50.0%	25	15	- 40.0%
Median Sales Price*	\$252,450	\$289,999	+ 14.9%	\$329,900	\$289,999	- 12.1%
Average Sales Price*	\$252,450	\$289,999	+ 14.9%	\$342,961	\$319,707	- 6.8%
Percent of Original List Price Received*	100.0%	100.0%	- 0.0%	99.8%	97.7%	- 2.1%
Average Days on Market Until Sale	44	46	+ 4.5%	81	72	- 10.7%
Inventory of Homes for Sale	11	11	0.0%	--	--	--
Months Supply of Inventory	4.1	5.5	+ 35.0%	--	--	--

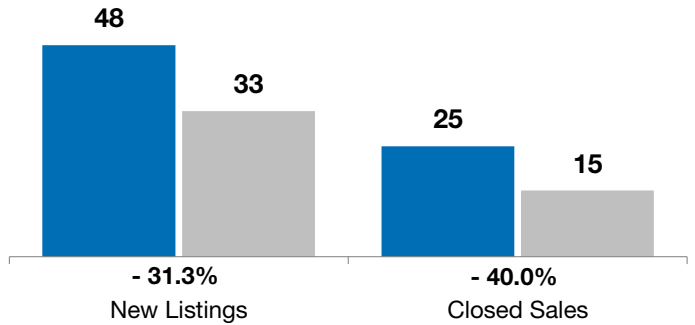
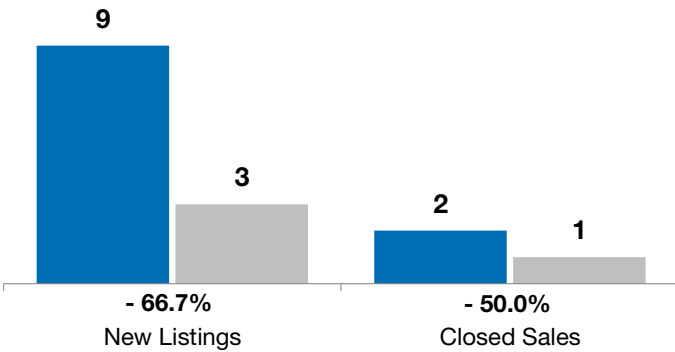
* Does not account for list prices from any previous listing contracts or seller concessions. | Activity for one month can sometimes look extreme due to small sample size.

October

■ 2023 ■ 2024

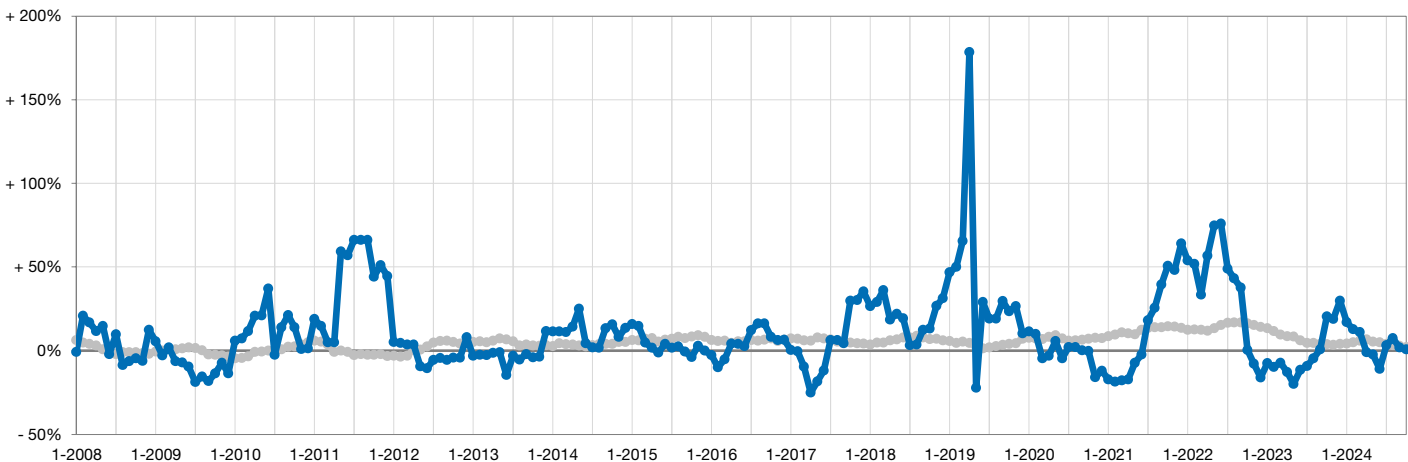
Year to Date

■ 2023 ■ 2024



Change in Median Sales Price from Prior Year (6-Month Average)**

All MLS —
Baltic —



** Each dot represents the change in median sales price from the prior year using a 6-month weighted average. This means that each of the 6 months used in a dot are proportioned according to their share of sales during that period.