

Local Market Update – October 2024

A RESEARCH TOOL PROVIDED BY THE REALTOR® ASSOCIATION OF THE SIOUX EMPIRE, INC.



Worthing

Lincoln County, SD

+ 66.7% **- 75.0%** **- 5.6%**

Change in
New Listings

Change in
Closed Sales

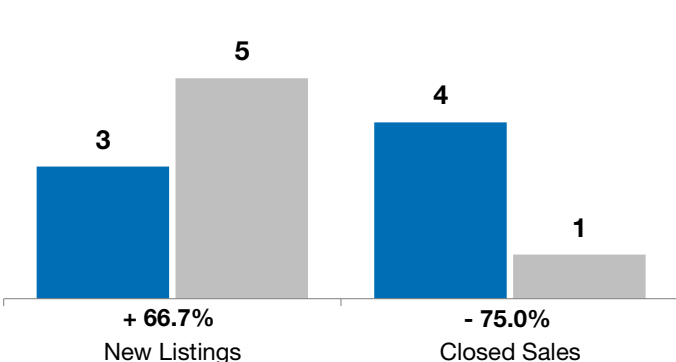
Change in
Median Sales Price

	October			Year to Date		
	2023	2024	+ / -	2023	2024	+ / -
New Listings	3	5	+ 66.7%	19	33	+ 73.7%
Closed Sales	4	1	- 75.0%	12	16	+ 33.3%
Median Sales Price*	\$306,150	\$289,000	- 5.6%	\$279,950	\$300,050	+ 7.2%
Average Sales Price*	\$301,550	\$289,000	- 4.2%	\$278,192	\$292,625	+ 5.2%
Percent of Original List Price Received*	99.4%	100.0%	+ 0.6%	101.1%	99.7%	- 1.4%
Average Days on Market Until Sale	53	63	+ 18.3%	48	66	+ 37.8%
Inventory of Homes for Sale	5	7	+ 40.0%	--	--	--
Months Supply of Inventory	3.3	3.5	+ 5.0%	--	--	--

* Does not account for list prices from any previous listing contracts or seller concessions. | Activity for one month can sometimes look extreme due to small sample size.

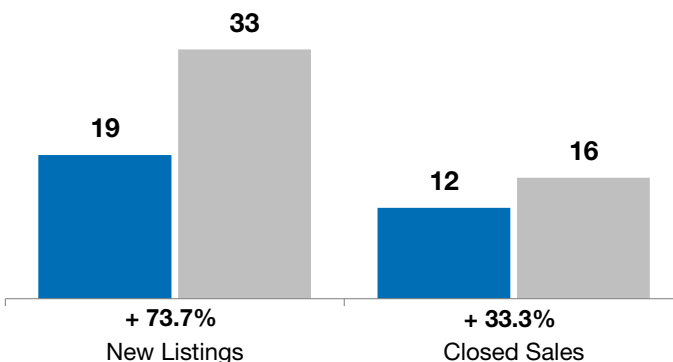
October

■ 2023 ■ 2024

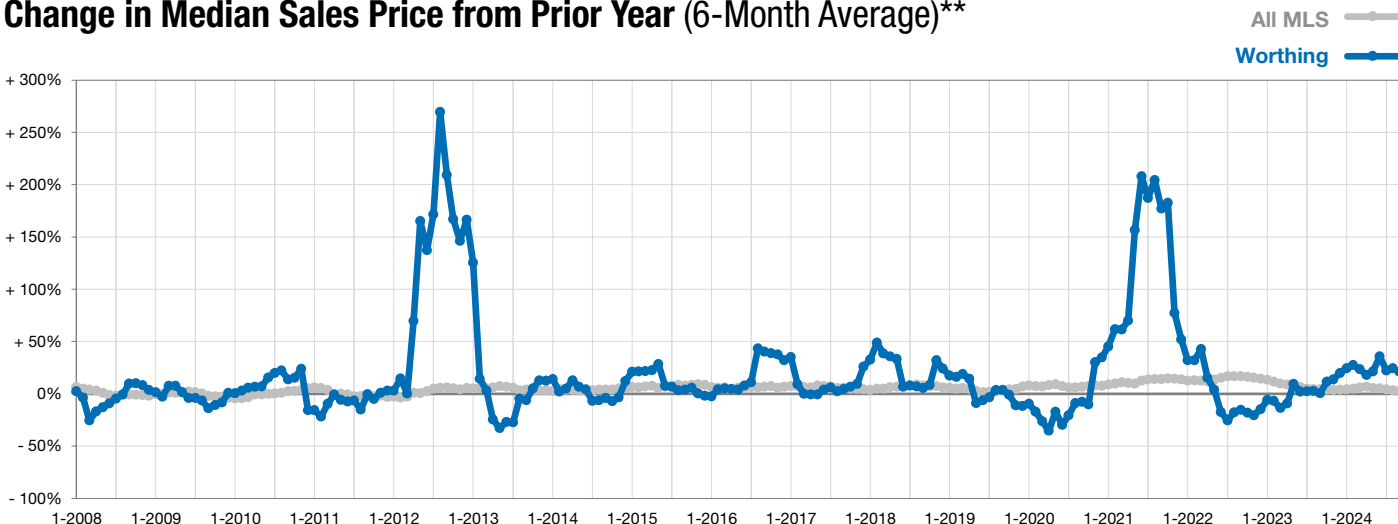


Year to Date

■ 2023 ■ 2024



Change in Median Sales Price from Prior Year (6-Month Average)**



** Each dot represents the change in median sales price from the prior year using a 6-month weighted average. This means that each of the 6 months used in a dot are proportioned according to their share of sales during that period.