

Local Market Update – November 2024

A RESEARCH TOOL PROVIDED BY THE REALTOR® ASSOCIATION OF THE SIOUX EMPIRE, INC.



Canton

Lincoln County, SD

+ 400.0% **- 42.9%** **+ 29.8%**

Change in
New Listings

Change in
Closed Sales

Change in
Median Sales Price

November

Year to Date

	2023	2024	+ / -	2023	2024	+ / -
New Listings	1	5	+ 400.0%	53	63	+ 18.9%
Closed Sales	7	4	- 42.9%	38	33	- 13.2%
Median Sales Price*	\$295,000	\$383,000	+ 29.8%	\$237,250	\$263,000	+ 10.9%
Average Sales Price*	\$323,714	\$356,500	+ 10.1%	\$290,316	\$336,164	+ 15.8%
Percent of Original List Price Received*	98.6%	99.8%	+ 1.2%	98.1%	99.1%	+ 1.0%
Average Days on Market Until Sale	58	78	+ 34.6%	74	64	- 13.4%
Inventory of Homes for Sale	6	13	+ 116.7%	--	--	--
Months Supply of Inventory	1.8	3.8	+ 117.7%	--	--	--

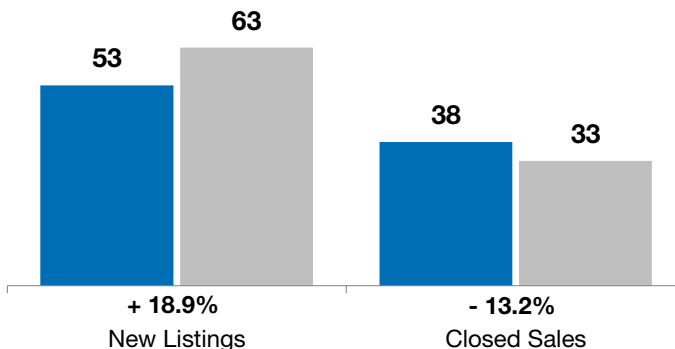
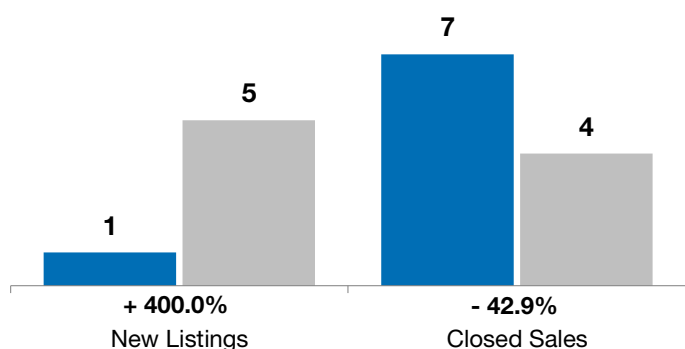
* Does not account for list prices from any previous listing contracts or seller concessions. | Activity for one month can sometimes look extreme due to small sample size.

November

■ 2023 ■ 2024

Year to Date

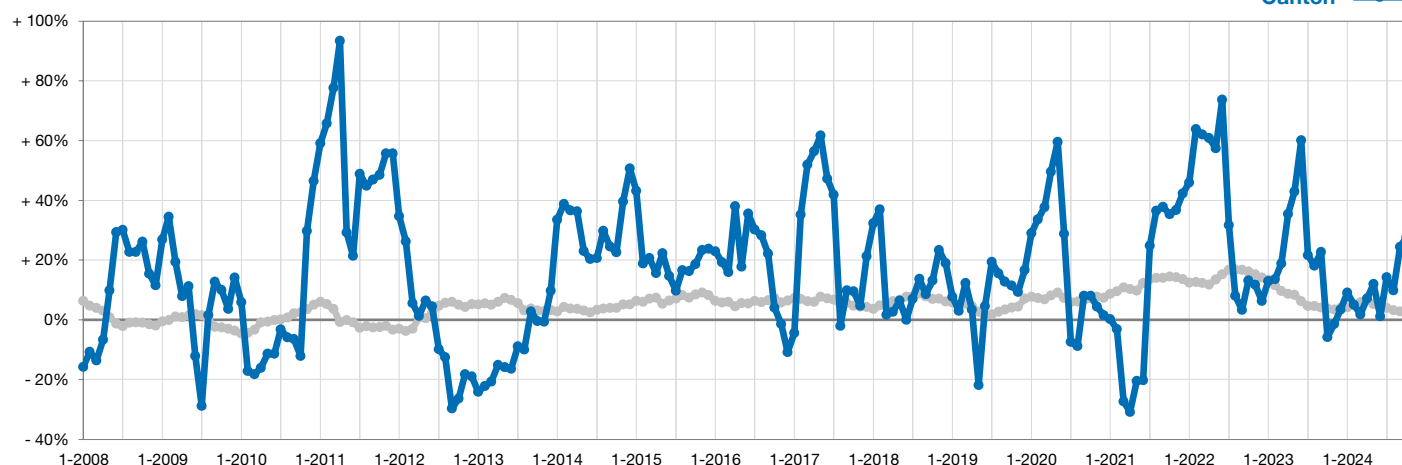
■ 2023 ■ 2024



Change in Median Sales Price from Prior Year (6-Month Average)**

All MLS —

Canton —



** Each dot represents the change in median sales price from the prior year using a 6-month weighted average. This means that each of the 6 months used in a dot are proportioned according to their share of sales during that period.