

Local Market Update – November 2024

A RESEARCH TOOL PROVIDED BY THE REALTOR® ASSOCIATION OF THE SIOUX EMPIRE, INC.



Luverne

Rock County, MN

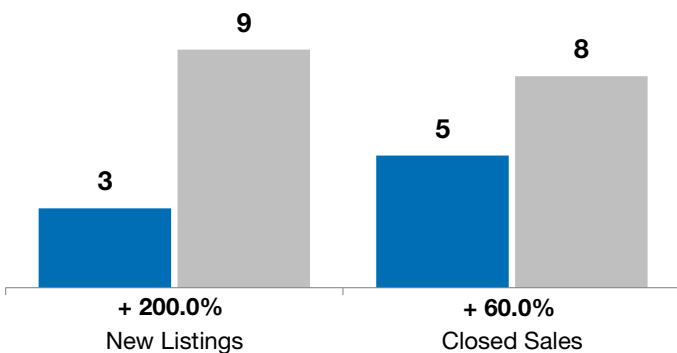
+ 200.0%	+ 60.0%	- 25.6%
Change in New Listings	Change in Closed Sales	Change in Median Sales Price

	November			Year to Date		
	2023	2024	+ / -	2023	2024	+ / -
New Listings	3	9	+ 200.0%	56	95	+ 69.6%
Closed Sales	5	8	+ 60.0%	49	57	+ 16.3%
Median Sales Price*	\$322,000	\$239,450	- 25.6%	\$210,000	\$225,500	+ 7.4%
Average Sales Price*	\$312,960	\$260,238	- 16.8%	\$220,818	\$251,441	+ 13.9%
Percent of Original List Price Received*	96.3%	94.1%	- 2.2%	99.1%	95.9%	- 3.2%
Average Days on Market Until Sale	98	87	- 10.9%	91	101	+ 11.1%
Inventory of Homes for Sale	19	27	+ 42.1%	--	--	--
Months Supply of Inventory	3.3	5.2	+ 56.8%	--	--	--

* Does not account for list prices from any previous listing contracts or seller concessions. | Activity for one month can sometimes look extreme due to small sample size.

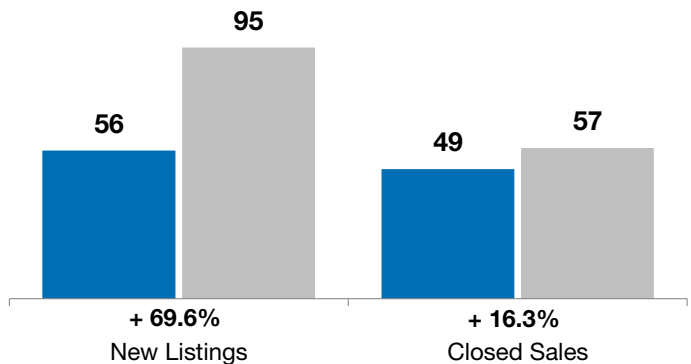
November

■ 2023 ■ 2024

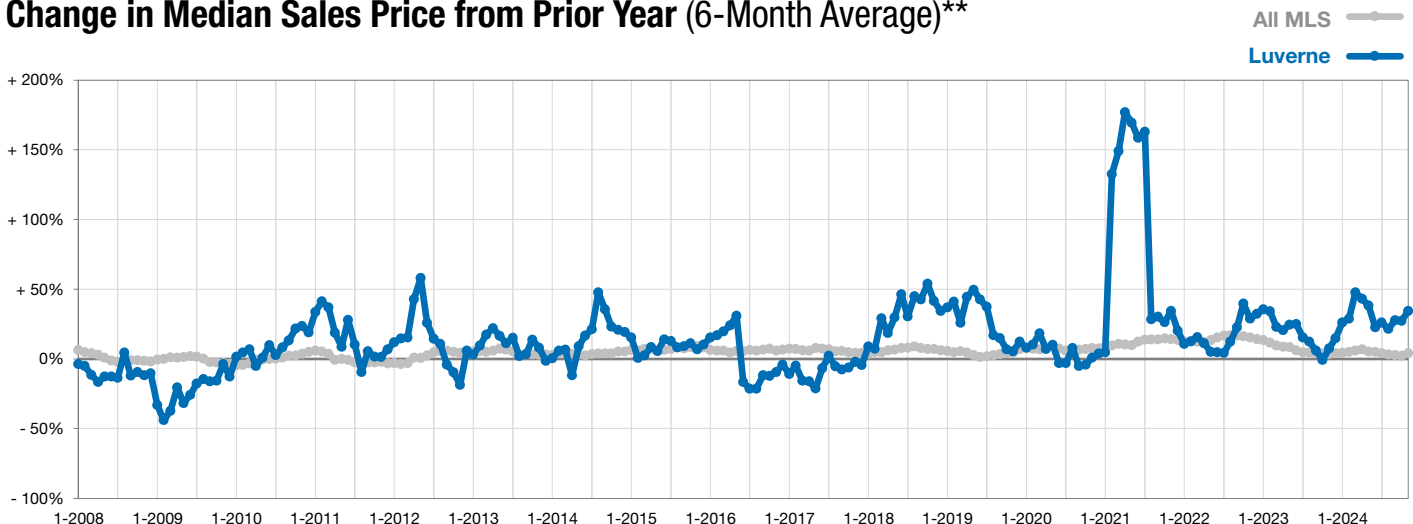


Year to Date

■ 2023 ■ 2024



Change in Median Sales Price from Prior Year (6-Month Average)**



** Each dot represents the change in median sales price from the prior year using a 6-month weighted average. This means that each of the 6 months used in a dot are proportioned according to their share of sales during that period.