

Local Market Update – November 2024

A RESEARCH TOOL PROVIDED BY THE REALTOR® ASSOCIATION OF THE SIOUX EMPIRE, INC.



Worthing

Lincoln County, SD

+ 33.3%

--

--

Change in
New Listings

Change in
Closed Sales

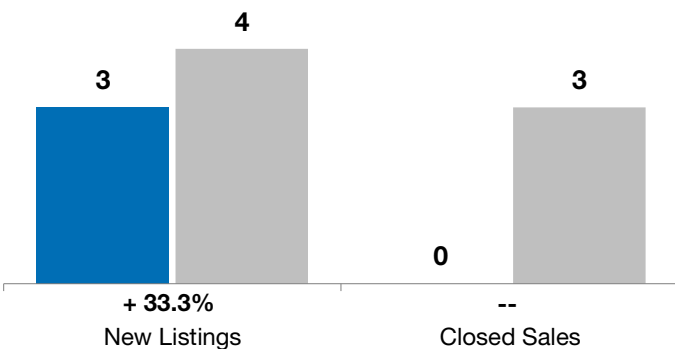
Change in
Median Sales Price

	November			Year to Date		
	2023	2024	+ / -	2023	2024	+ / -
New Listings	3	4	+ 33.3%	22	37	+ 68.2%
Closed Sales	0	3	--	12	19	+ 58.3%
Median Sales Price*	\$0	\$189,900	--	\$279,950	\$289,000	+ 3.2%
Average Sales Price*	\$0	\$216,467	--	\$278,192	\$280,600	+ 0.9%
Percent of Original List Price Received*	0.0%	100.0%	--	101.1%	99.8%	- 1.4%
Average Days on Market Until Sale	0	38	--	48	62	+ 28.5%
Inventory of Homes for Sale	7	8	+ 14.3%	--	--	--
Months Supply of Inventory	4.5	4.2	- 6.9%	--	--	--

* Does not account for list prices from any previous listing contracts or seller concessions. | Activity for one month can sometimes look extreme due to small sample size.

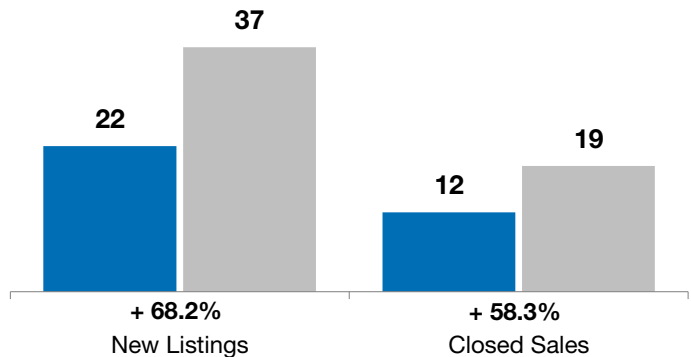
November

■ 2023 ■ 2024

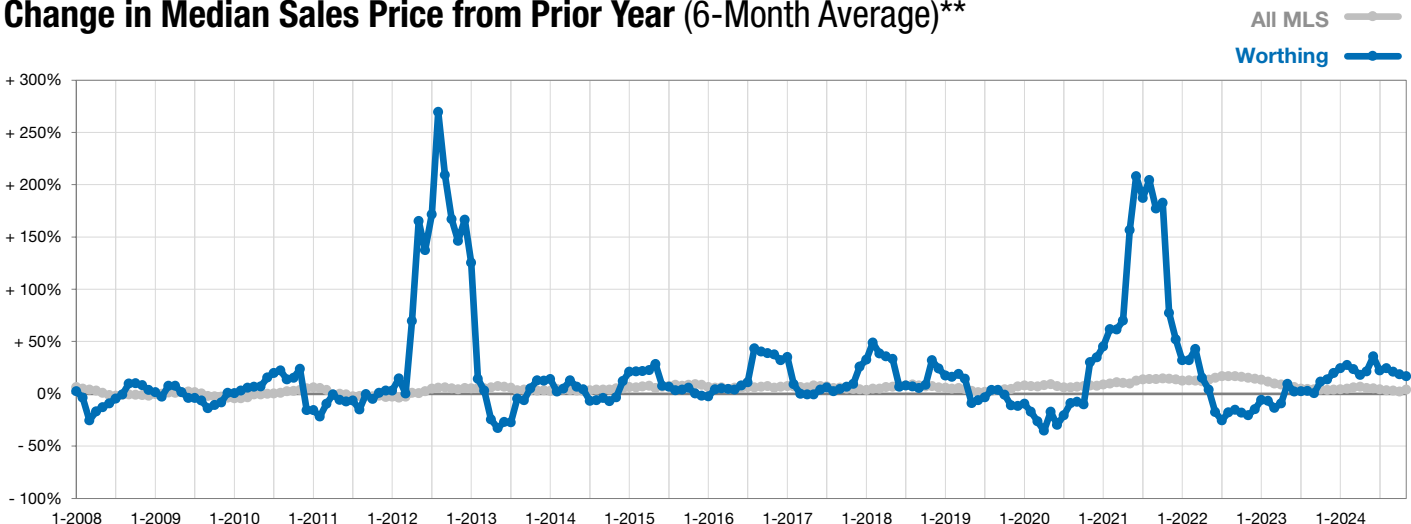


Year to Date

■ 2023 ■ 2024



Change in Median Sales Price from Prior Year (6-Month Average)**



** Each dot represents the change in median sales price from the prior year using a 6-month weighted average. This means that each of the 6 months used in a dot are proportioned according to their share of sales during that period.