

Local Market Update – December 2024

A RESEARCH TOOL PROVIDED BY THE REALTOR® ASSOCIATION OF THE SIOUX EMPIRE, INC.



Canton

Lincoln County, SD

+ 100.0% **+ 200.0%** **+ 103.8%**

Change in
New Listings

Change in
Closed Sales

Change in
Median Sales Price

	December			Year to Date		
	2023	2024	+ / -	2023	2024	+ / -
New Listings	2	4	+ 100.0%	55	67	+ 21.8%
Closed Sales	1	3	+ 200.0%	39	36	- 7.7%
Median Sales Price*	\$105,000	\$214,000	+ 103.8%	\$234,500	\$259,000	+ 10.4%
Average Sales Price*	\$105,000	\$235,500	+ 124.3%	\$285,564	\$327,775	+ 14.8%
Percent of Original List Price Received*	77.8%	99.1%	+ 27.4%	97.6%	99.1%	+ 1.6%
Average Days on Market Until Sale	71	43	- 39.4%	74	63	- 15.7%
Inventory of Homes for Sale	5	11	+ 120.0%	--	--	--
Months Supply of Inventory	1.5	3.1	+ 103.7%	--	--	--

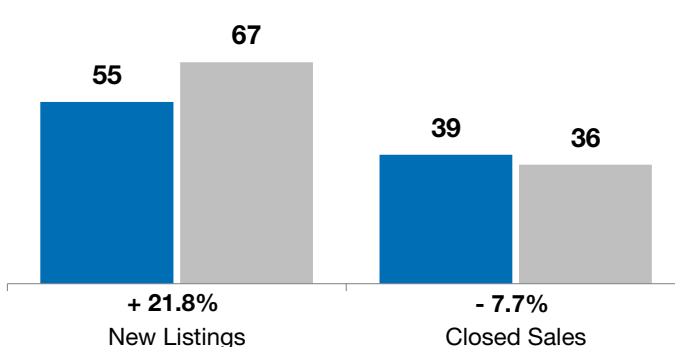
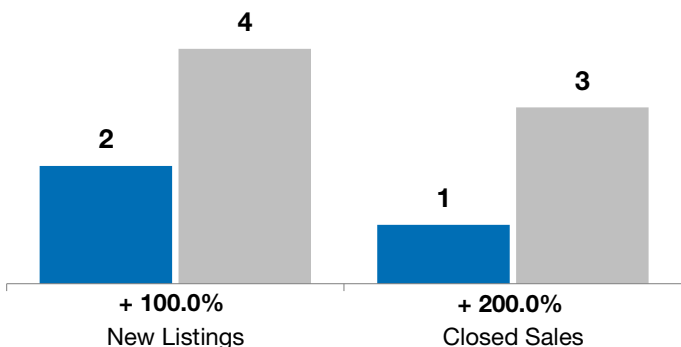
* Does not account for list prices from any previous listing contracts or seller concessions. | Activity for one month can sometimes look extreme due to small sample size.

December

■ 2023 ■ 2024

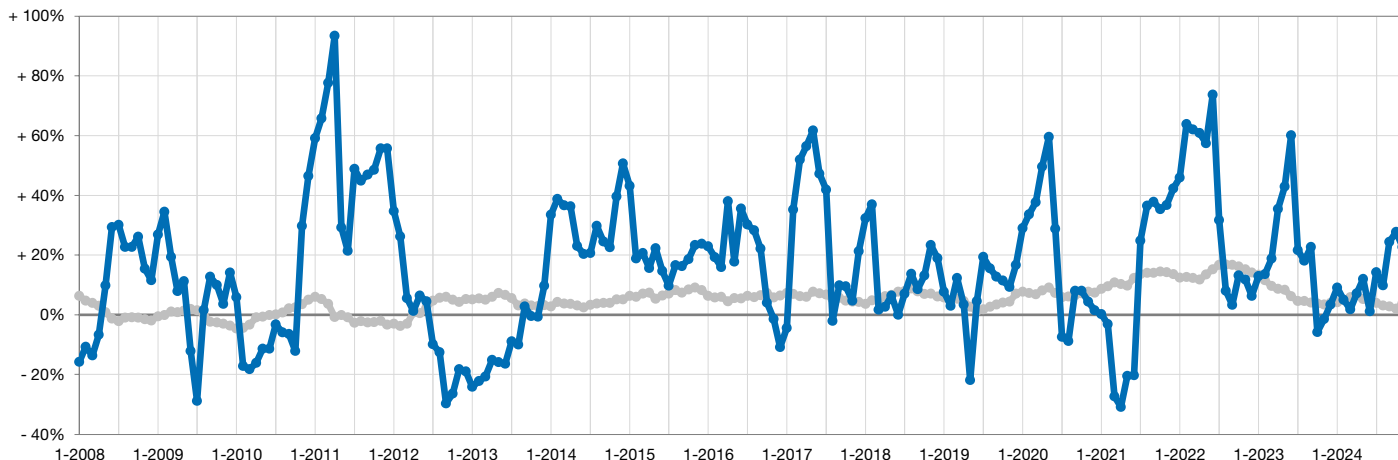
Year to Date

■ 2023 ■ 2024



Change in Median Sales Price from Prior Year (6-Month Average)**

All MLS — Canton —



** Each dot represents the change in median sales price from the prior year using a 6-month weighted average. This means that each of the 6 months used in a dot are proportioned according to their share of sales during that period.