

Local Market Update – December 2024

A RESEARCH TOOL PROVIDED BY THE REALTOR® ASSOCIATION OF THE SIOUX EMPIRE, INC.



Luverne

Rock County, MN

+ 150.0% **+ 300.0%** **- 39.0%**

Change in
New Listings

Change in
Closed Sales

Change in
Median Sales Price

	December			Year to Date		
	2023	2024	+ / -	2023	2024	+ / -
New Listings	2	5	+ 150.0%	58	100	+ 72.4%
Closed Sales	1	4	+ 300.0%	50	62	+ 24.0%
Median Sales Price*	\$342,900	\$209,000	- 39.0%	\$210,000	\$224,950	+ 7.1%
Average Sales Price*	\$342,900	\$202,000	- 41.1%	\$223,260	\$251,873	+ 12.8%
Percent of Original List Price Received*	98.0%	94.1%	- 4.0%	99.1%	95.7%	- 3.3%
Average Days on Market Until Sale	73	155	+ 112.7%	91	104	+ 14.6%
Inventory of Homes for Sale	19	23	+ 21.1%	--	--	--
Months Supply of Inventory	4.0	4.2	+ 5.6%	--	--	--

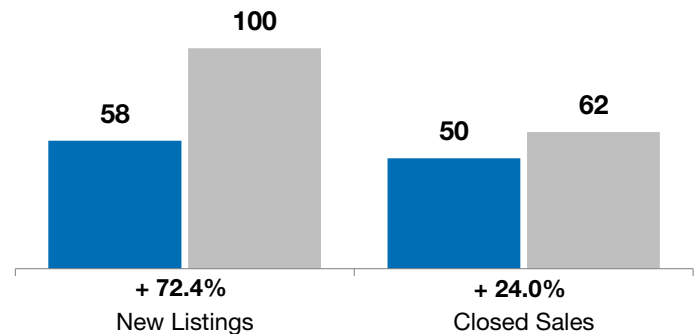
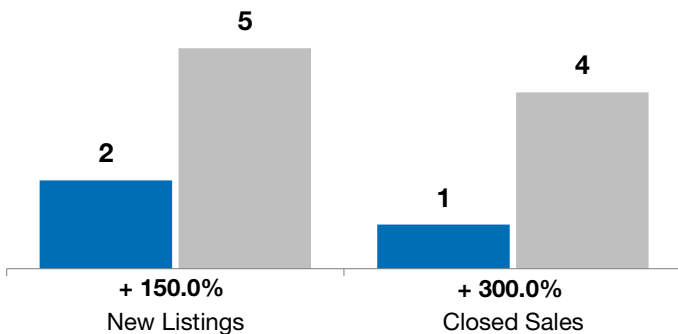
* Does not account for list prices from any previous listing contracts or seller concessions. | Activity for one month can sometimes look extreme due to small sample size.

December

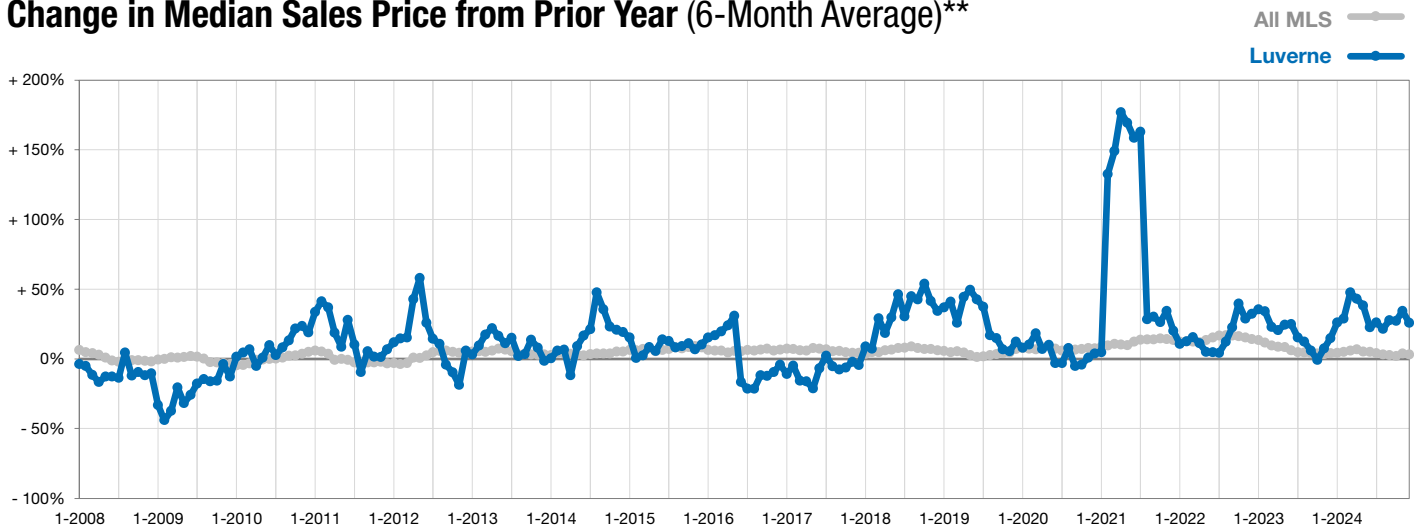
■ 2023 ■ 2024

Year to Date

■ 2023 ■ 2024



Change in Median Sales Price from Prior Year (6-Month Average)**



** Each dot represents the change in median sales price from the prior year using a 6-month weighted average. This means that each of the 6 months used in a dot are proportioned according to their share of sales during that period.