

Local Market Update – December 2024

A RESEARCH TOOL PROVIDED BY THE REALTOR® ASSOCIATION OF THE SIOUX EMPIRE, INC.



Worthing

Lincoln County, SD

-- - 50.0% - 50.1%

Change in
New Listings

Change in
Closed Sales

Change in
Median Sales Price

December

Year to Date

	2023	2024	+ / -	2023	2024	+ / -
New Listings	0	1	--	22	38	+ 72.7%
Closed Sales	2	1	- 50.0%	14	20	+ 42.9%
Median Sales Price*	\$556,389	\$277,500	- 50.1%	\$279,950	\$283,250	+ 1.2%
Average Sales Price*	\$556,389	\$277,500	- 50.1%	\$317,934	\$280,445	- 11.8%
Percent of Original List Price Received*	98.3%	96.0%	- 2.3%	100.7%	99.6%	- 1.1%
Average Days on Market Until Sale	74	68	- 8.1%	52	62	+ 19.9%
Inventory of Homes for Sale	3	7	+ 133.3%	--	--	--
Months Supply of Inventory	1.9	3.7	+ 90.1%	--	--	--

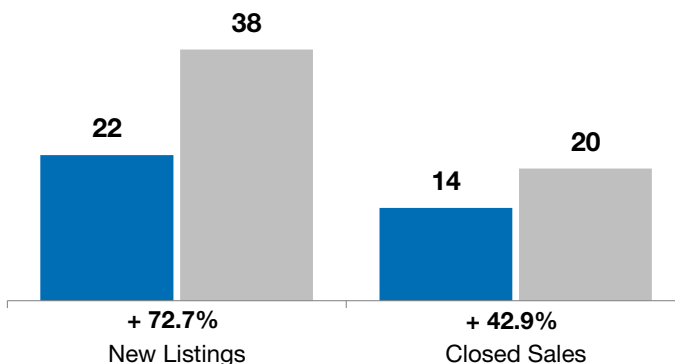
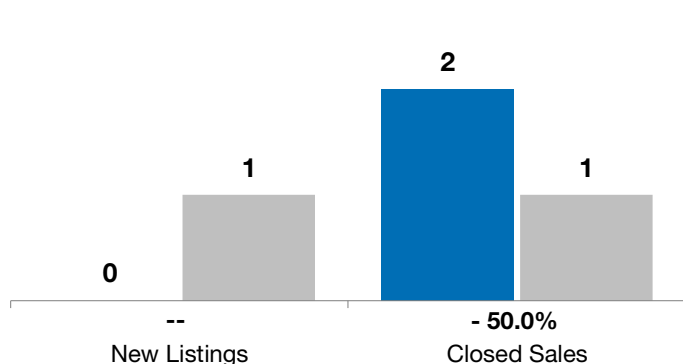
* Does not account for list prices from any previous listing contracts or seller concessions. | Activity for one month can sometimes look extreme due to small sample size.

December

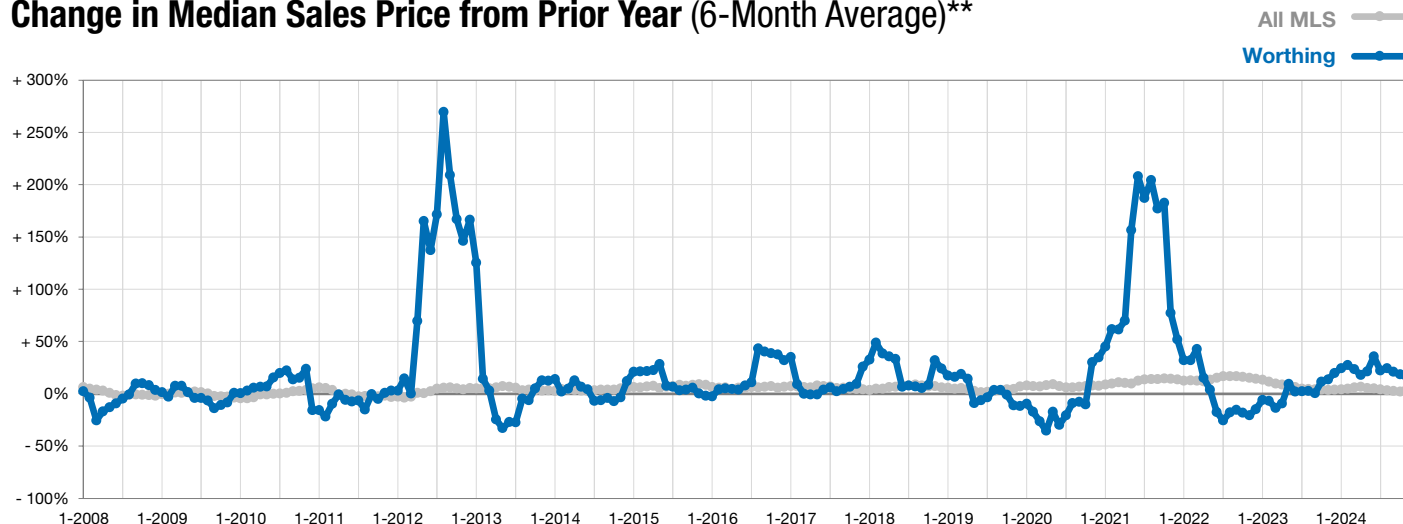
■ 2023 ■ 2024

Year to Date

■ 2023 ■ 2024



Change in Median Sales Price from Prior Year (6-Month Average)**



** Each dot represents the change in median sales price from the prior year using a 6-month weighted average. This means that each of the 6 months used in a dot are proportioned according to their share of sales during that period.