

Local Market Update – January 2025

A RESEARCH TOOL PROVIDED BY THE REALTOR® ASSOCIATION OF THE SIOUX EMPIRE, INC.



Baltic

Minnehaha County, SD

+ 33.3%

0.0%

+ 87.3%

Change in
New Listings

Change in
Closed Sales

Change in
Median Sales Price

January

Year to Date

	2024	2025	+ / -	2024	2025	+ / -
New Listings	3	4	+ 33.3%	3	4	+ 33.3%
Closed Sales	1	1	0.0%	1	1	0.0%
Median Sales Price*	\$275,000	\$515,000	+ 87.3%	\$275,000	\$515,000	+ 87.3%
Average Sales Price*	\$275,000	\$515,000	+ 87.3%	\$275,000	\$515,000	+ 87.3%
Percent of Original List Price Received*	92.4%	98.1%	+ 6.1%	92.4%	98.1%	+ 6.1%
Average Days on Market Until Sale	49	127	+ 159.2%	49	127	+ 159.2%
Inventory of Homes for Sale	8	7	- 12.5%	--	--	--
Months Supply of Inventory	2.6	3.8	+ 47.5%	--	--	--

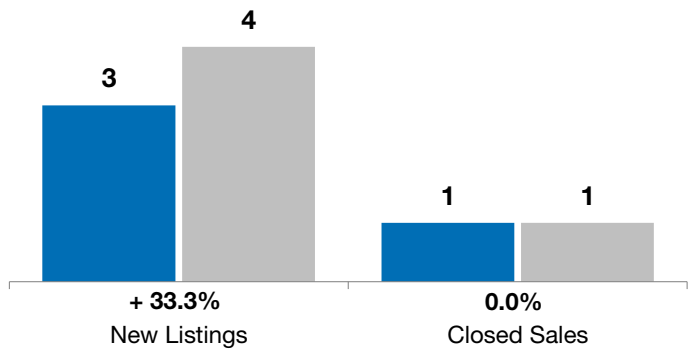
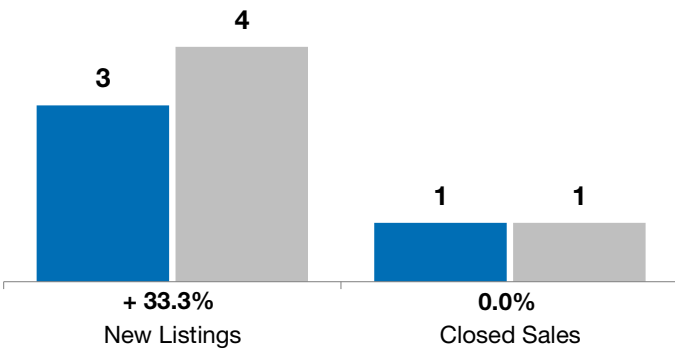
* Does not account for list prices from any previous listing contracts or seller concessions. | Activity for one month can sometimes look extreme due to small sample size.

January

■ 2024 ■ 2025

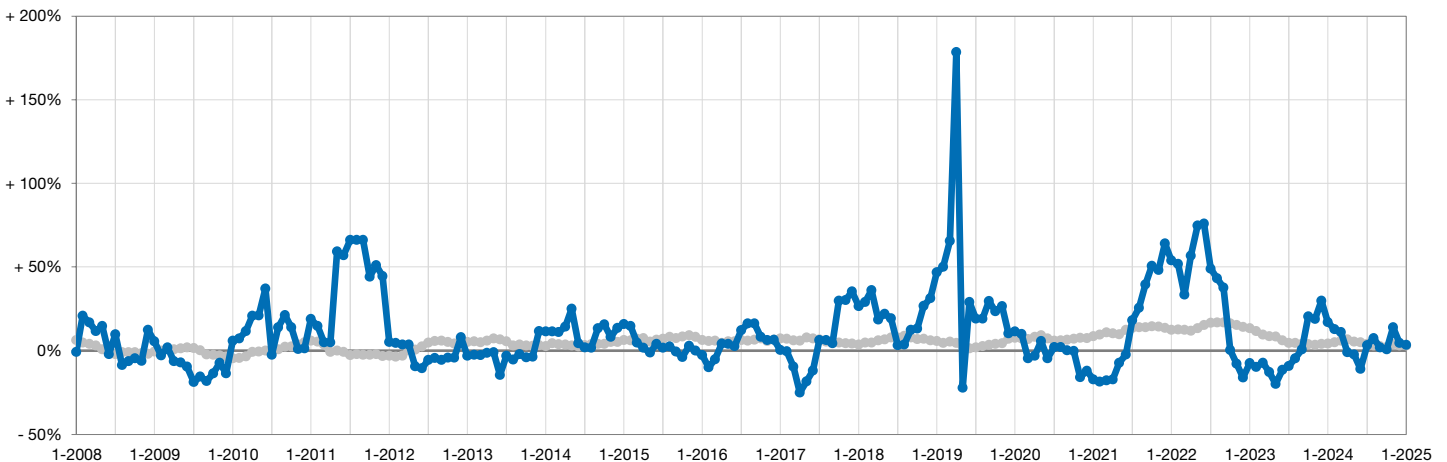
Year to Date

■ 2024 ■ 2025



Change in Median Sales Price from Prior Year (6-Month Average)**

All MLS —
Baltic —



** Each dot represents the change in median sales price from the prior year using a 6-month weighted average. This means that each of the 6 months used in a dot are proportioned according to their share of sales during that period.