

Local Market Update – January 2025

A RESEARCH TOOL PROVIDED BY THE REALTOR® ASSOCIATION OF THE SIOUX EMPIRE, INC.



Harrisburg

+ 28.0% **+ 216.7%** **+ 7.1%**

Change in
New Listings

Change in
Closed Sales

Change in
Median Sales Price

Lincoln County, SD

January

Year to Date

	2024	2025	+ / -	2024	2025	+ / -
New Listings	25	32	+ 28.0%	25	32	+ 28.0%
Closed Sales	6	19	+ 216.7%	6	19	+ 216.7%
Median Sales Price*	\$350,000	\$374,900	+ 7.1%	\$350,000	\$374,900	+ 7.1%
Average Sales Price*	\$456,833	\$430,389	- 5.8%	\$456,833	\$430,389	- 5.8%
Percent of Original List Price Received*	96.7%	98.5%	+ 1.8%	96.7%	98.5%	+ 1.8%
Average Days on Market Until Sale	82	84	+ 2.8%	82	84	+ 2.8%
Inventory of Homes for Sale	79	72	- 8.9%	--	--	--
Months Supply of Inventory	5.3	3.9	- 26.9%	--	--	--

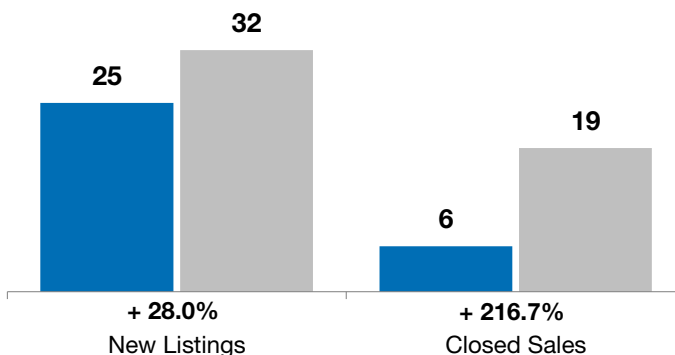
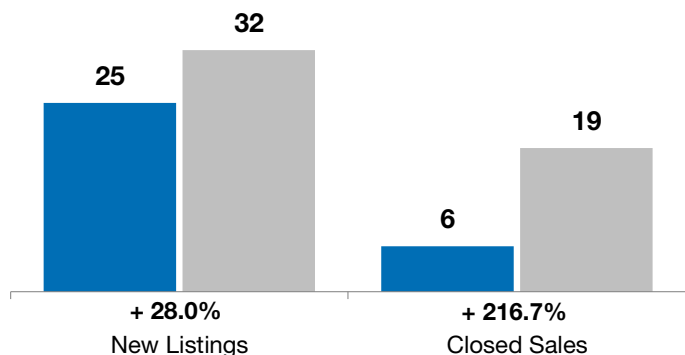
* Does not account for list prices from any previous listing contracts or seller concessions. | Activity for one month can sometimes look extreme due to small sample size.

January

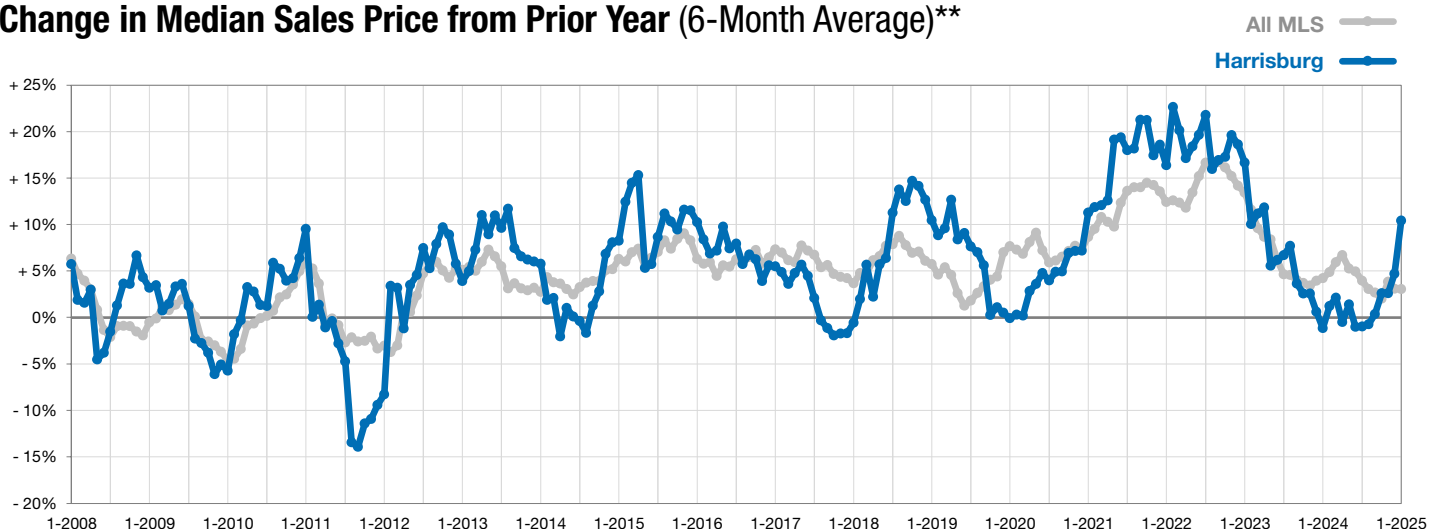
■ 2024 ■ 2025

Year to Date

■ 2024 ■ 2025



Change in Median Sales Price from Prior Year (6-Month Average)**



** Each dot represents the change in median sales price from the prior year using a 6-month weighted average. This means that each of the 6 months used in a dot are proportioned according to their share of sales during that period.