

Local Market Update – January 2025

A RESEARCH TOOL PROVIDED BY THE REALTOR® ASSOCIATION OF THE SIOUX EMPIRE, INC.



Luverne

Rock County, MN

+ 40.0% **+ 33.3%** **- 16.4%**

Change in
New Listings

Change in
Closed Sales

Change in
Median Sales Price

	January			Year to Date		
	2024	2025	+ / -	2024	2025	+ / -
New Listings	5	7	+ 40.0%	5	7	+ 40.0%
Closed Sales	3	4	+ 33.3%	3	4	+ 33.3%
Median Sales Price*	\$320,000	\$267,450	- 16.4%	\$320,000	\$267,450	- 16.4%
Average Sales Price*	\$305,500	\$258,725	- 15.3%	\$305,500	\$258,725	- 15.3%
Percent of Original List Price Received*	93.1%	101.3%	+ 8.9%	93.1%	101.3%	+ 8.9%
Average Days on Market Until Sale	147	84	- 42.8%	147	84	- 42.8%
Inventory of Homes for Sale	16	24	+ 50.0%	--	--	--
Months Supply of Inventory	3.3	4.6	+ 37.1%	--	--	--

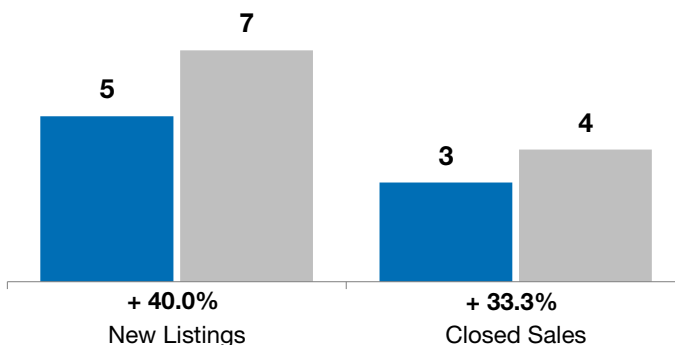
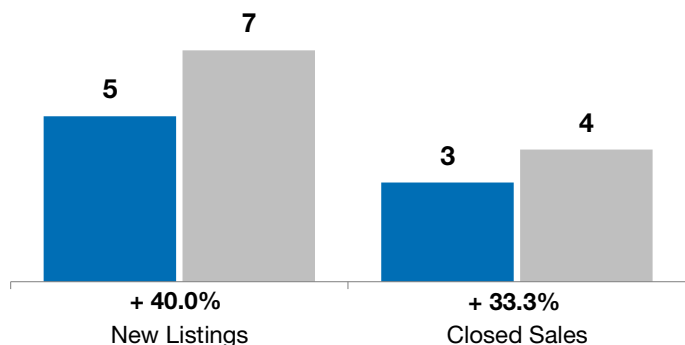
* Does not account for list prices from any previous listing contracts or seller concessions. | Activity for one month can sometimes look extreme due to small sample size.

January

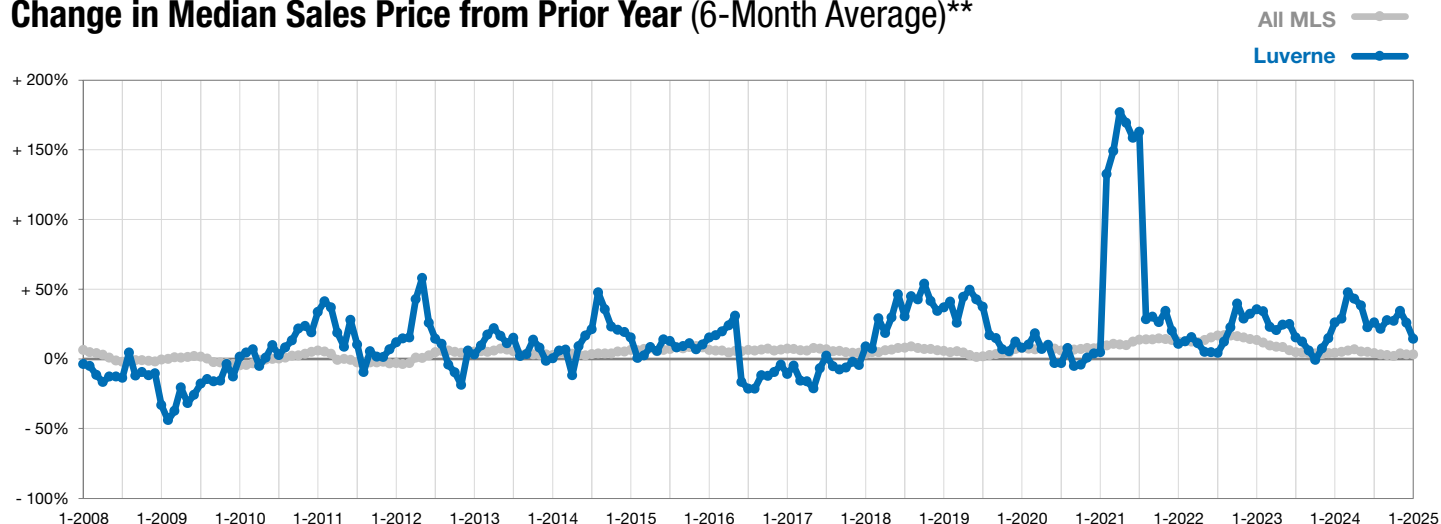
■ 2024 ■ 2025

Year to Date

■ 2024 ■ 2025



Change in Median Sales Price from Prior Year (6-Month Average)**



** Each dot represents the change in median sales price from the prior year using a 6-month weighted average. This means that each of the 6 months used in a dot are proportioned according to their share of sales during that period.