

# Local Market Update – January 2025

A RESEARCH TOOL PROVIDED BY THE REALTOR® ASSOCIATION OF THE SIOUX EMPIRE, INC.



## Parker

Turner County, SD

**+ 100.0%**

--

--

Change in  
New Listings

Change in  
Closed Sales

Change in  
Median Sales Price

### January

### Year to Date

	2024	2025	+ / -	2024	2025	+ / -
New Listings	1	2	+ 100.0%	1	2	+ 100.0%
Closed Sales	0	1	--	0	1	--
Median Sales Price*	\$0	\$75,000	--	\$0	\$75,000	--
Average Sales Price*	\$0	\$75,000	--	\$0	\$75,000	--
Percent of Original List Price Received*	0.0%	84.4%	--	0.0%	84.4%	--
Average Days on Market Until Sale	0	44	--	0	44	--
Inventory of Homes for Sale	6	6	0.0%	--	--	--
Months Supply of Inventory	2.4	2.9	+ 19.0%	--	--	--

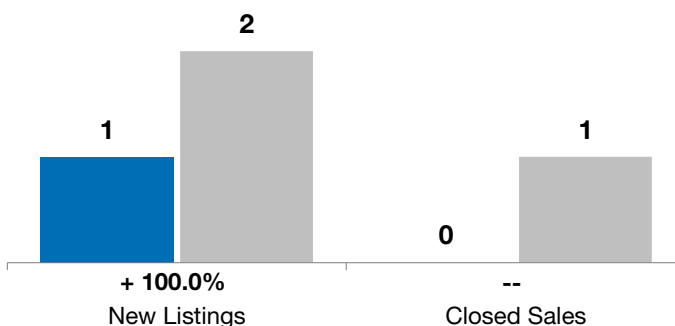
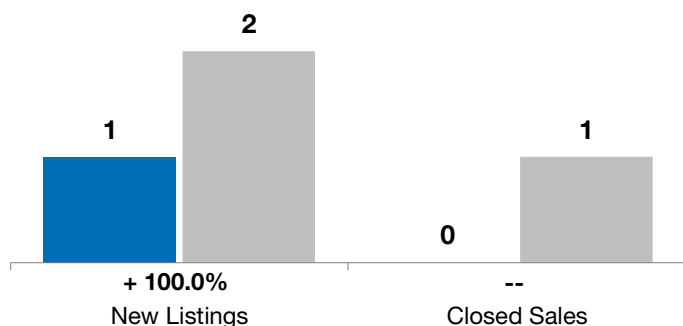
\* Does not account for list prices from any previous listing contracts or seller concessions. | Activity for one month can sometimes look extreme due to small sample size.

### January

■ 2024 ■ 2025

### Year to Date

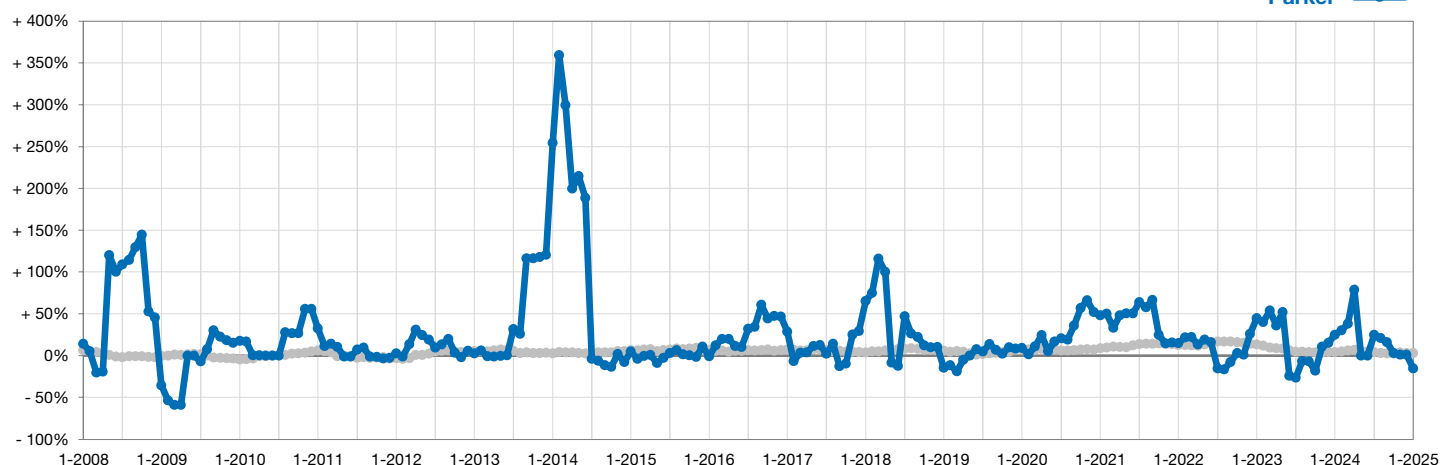
■ 2024 ■ 2025



### Change in Median Sales Price from Prior Year (6-Month Average)\*\*

All MLS

Parker



\*\* Each dot represents the change in median sales price from the prior year using a 6-month weighted average. This means that each of the 6 months used in a dot are proportioned according to their share of sales during that period.