

Local Market Update – January 2025

A RESEARCH TOOL PROVIDED BY THE REALTOR® ASSOCIATION OF THE SIOUX EMPIRE, INC.



Tea

Lincoln County, SD

+ 27.3%

Change in
New Listings

+ 60.0%

Change in
Closed Sales

+ 59.7%

Change in
Median Sales Price

January

Year to Date

	2024	2025	+ / -	2024	2025	+ / -
New Listings	11	14	+ 27.3%	11	14	+ 27.3%
Closed Sales	5	8	+ 60.0%	5	8	+ 60.0%
Median Sales Price*	\$295,000	\$471,000	+ 59.7%	\$295,000	\$471,000	+ 59.7%
Average Sales Price*	\$365,660	\$517,665	+ 41.6%	\$365,660	\$517,665	+ 41.6%
Percent of Original List Price Received*	100.0%	100.8%	+ 0.9%	100.0%	100.8%	+ 0.9%
Average Days on Market Until Sale	145	131	- 9.8%	145	131	- 9.8%
Inventory of Homes for Sale	50	77	+ 54.0%	--	--	--
Months Supply of Inventory	5.5	6.9	+ 26.4%	--	--	--

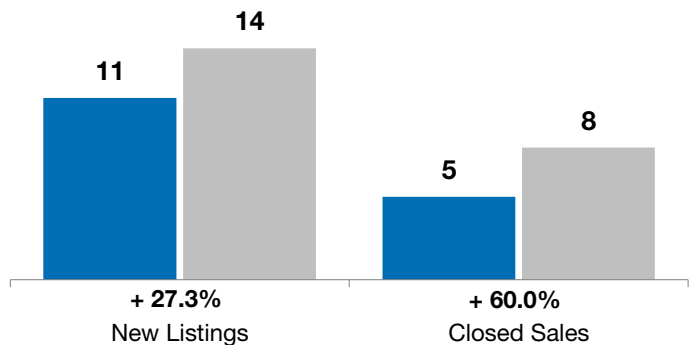
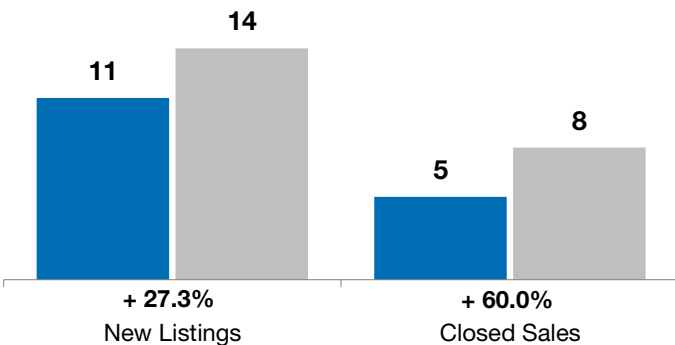
* Does not account for list prices from any previous listing contracts or seller concessions. | Activity for one month can sometimes look extreme due to small sample size.

January

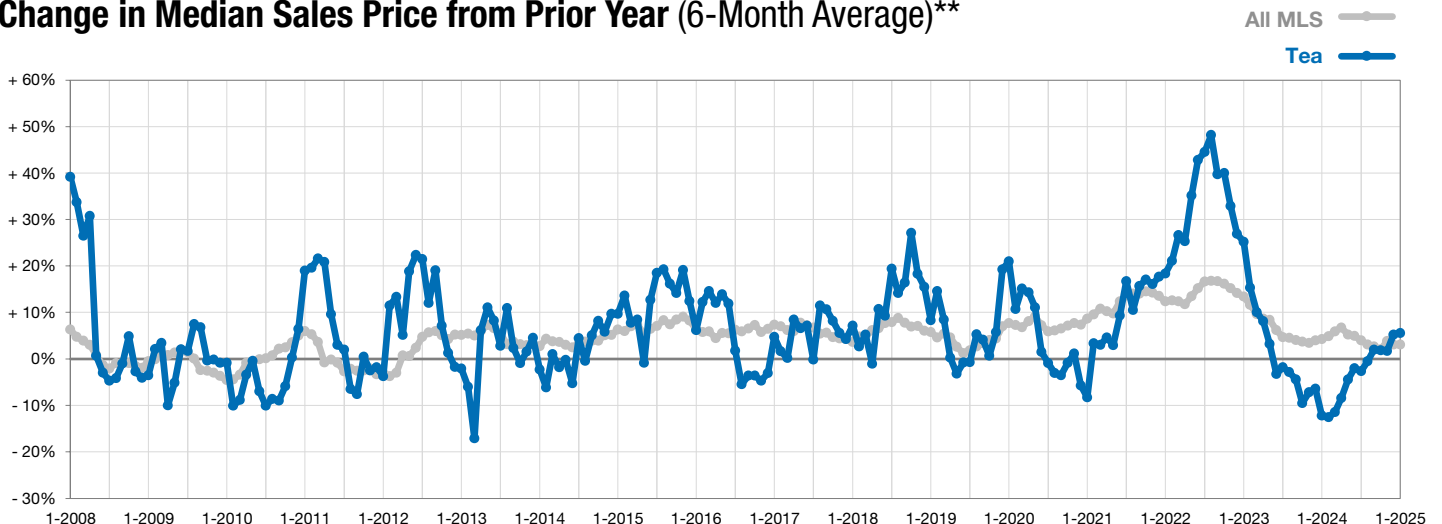
■ 2024 ■ 2025

Year to Date

■ 2024 ■ 2025



Change in Median Sales Price from Prior Year (6-Month Average)**



** Each dot represents the change in median sales price from the prior year using a 6-month weighted average. This means that each of the 6 months used in a dot are proportioned according to their share of sales during that period.