

Local Market Update – January 2025

A RESEARCH TOOL PROVIDED BY THE REALTOR® ASSOCIATION OF THE SIOUX EMPIRE, INC.



Worthing

Lincoln County, SD

+ 33.3%

--

--

Change in
New Listings

Change in
Closed Sales

Change in
Median Sales Price

January

Year to Date

	2024	2025	+ / -	2024	2025	+ / -
New Listings	3	4	+ 33.3%	3	4	+ 33.3%
Closed Sales	0	2	--	0	2	--
Median Sales Price*	\$0	\$318,200	--	\$0	\$318,200	--
Average Sales Price*	\$0	\$318,200	--	\$0	\$318,200	--
Percent of Original List Price Received*	0.0%	99.5%	--	0.0%	99.5%	--
Average Days on Market Until Sale	0	80	--	0	80	--
Inventory of Homes for Sale	4	8	+ 100.0%	--	--	--
Months Supply of Inventory	2.5	4.4	+ 77.3%	--	--	--

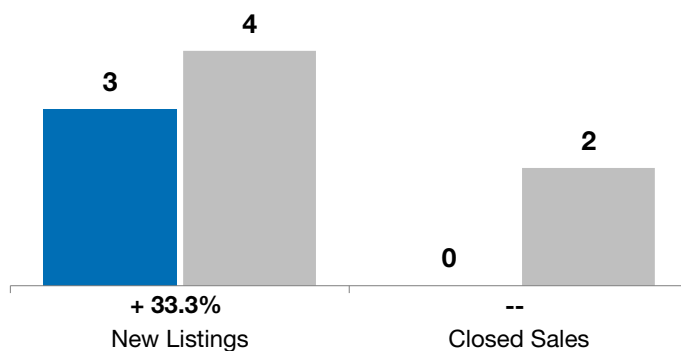
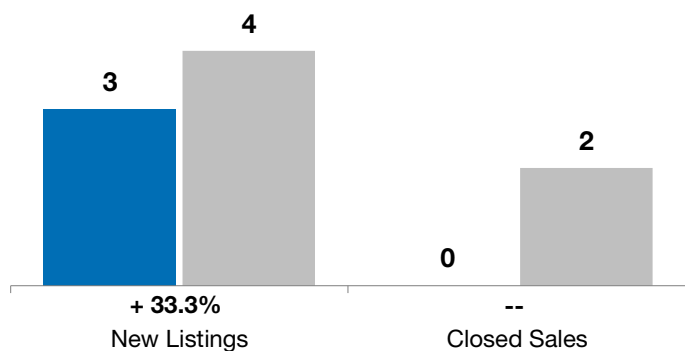
* Does not account for list prices from any previous listing contracts or seller concessions. | Activity for one month can sometimes look extreme due to small sample size.

January

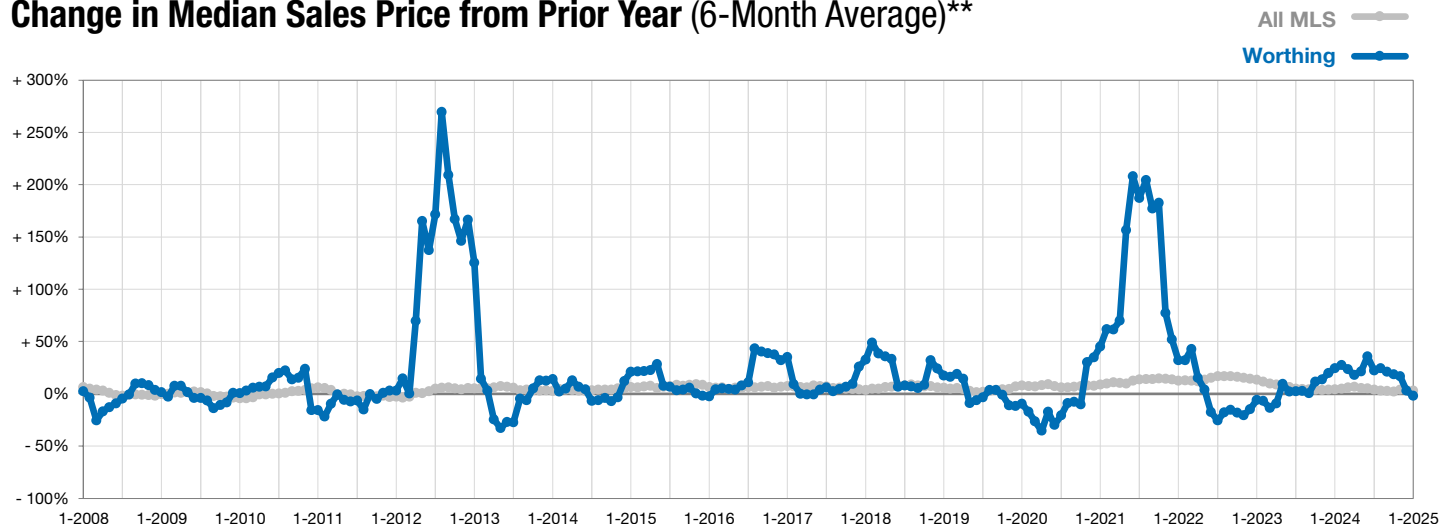
■ 2024 ■ 2025

Year to Date

■ 2024 ■ 2025



Change in Median Sales Price from Prior Year (6-Month Average)**



** Each dot represents the change in median sales price from the prior year using a 6-month weighted average. This means that each of the 6 months used in a dot are proportioned according to their share of sales during that period.