

# Local Market Update – March 2025

A RESEARCH TOOL PROVIDED BY THE REALTOR® ASSOCIATION OF THE SIOUX EMPIRE, INC.



## Canton

Lincoln County, SD

**+ 133.3%**

Change in  
New Listings

**—**

Change in  
Closed Sales

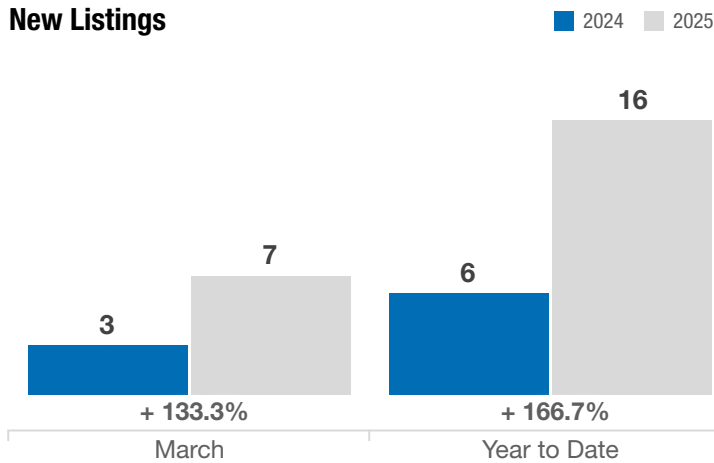
**—**

Change in  
Median Sales Price

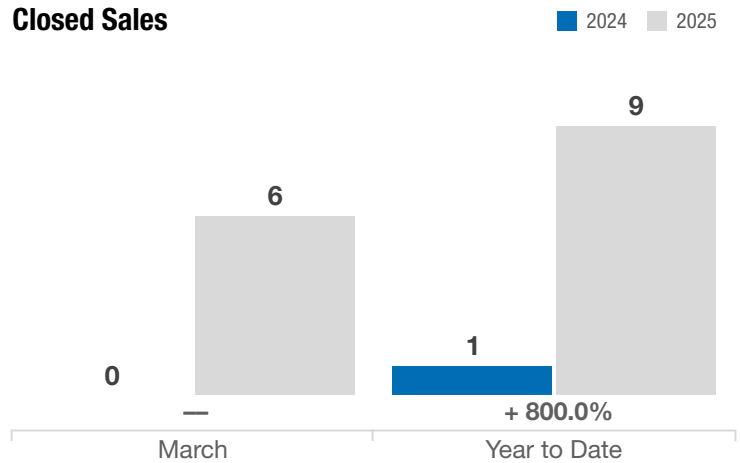
Key Metrics	March			Year to Date		
	2024	2025	% Change	Thru 3-2024	Thru 3-2025	% Change
New Listings	3	7	+ 133.3%	6	16	+ 166.7%
Closed Sales	0	6	—	1	9	+ 800.0%
Median Sales Price*	—	<b>\$194,950</b>	—	\$166,000	<b>\$218,000</b>	+ 31.3%
Average Sales Price*	—	<b>\$188,800</b>	—	\$166,000	<b>\$231,144</b>	+ 39.2%
Percent of Original List Price Received*	—	<b>97.6%</b>	—	100.7%	<b>97.4%</b>	- 3.3%
Days on Market Until Sale	—	<b>60</b>	—	46	<b>57</b>	+ 23.9%
Inventory of Homes for Sale	6	<b>10</b>	+ 66.7%	—	—	—
Months Supply of Inventory	1.7	<b>2.6</b>	+ 52.9%	—	—	—

\* Does not account for list prices from any previous listing contracts or seller concessions. | Activity for one month can sometimes look extreme due to small sample size.

### New Listings

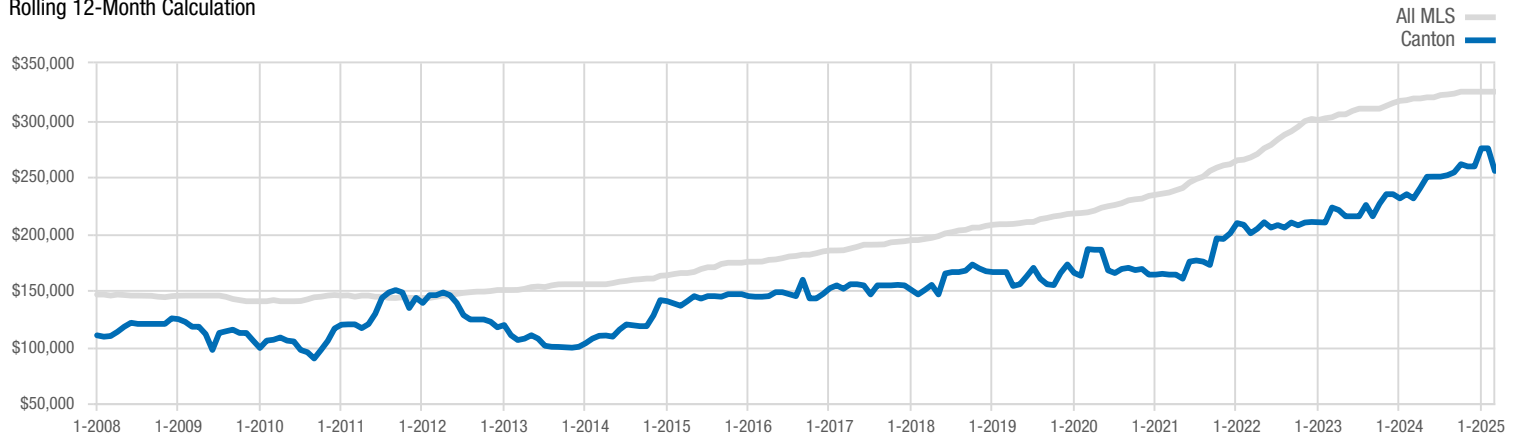


### Closed Sales



### Median Sales Price

Rolling 12-Month Calculation



A rolling 12-month calculation represents the current month and the 11 months prior in a single data point. If no activity occurred during a month, the line extends to the next available data point.