

# Local Market Update – March 2025

A RESEARCH TOOL PROVIDED BY THE REALTOR® ASSOCIATION OF THE SIOUX EMPIRE, INC.



## Luverne Rock County, MN

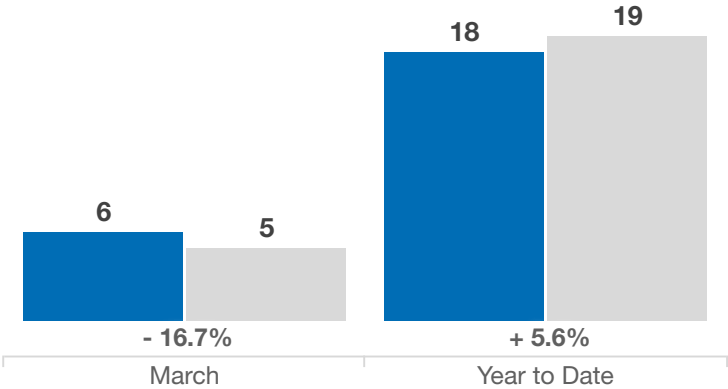
- 16.7%	- 33.3%	+ 36.6%
Change in New Listings	Change in Closed Sales	Change in Median Sales Price

Key Metrics	March			Year to Date		
	2024	2025	% Change	Thru 3-2024	Thru 3-2025	% Change
New Listings	6	5	- 16.7%	18	19	+ 5.6%
Closed Sales	3	2	- 33.3%	9	7	- 22.2%
Median Sales Price*	\$157,000	\$214,450	+ 36.6%	\$185,000	\$254,900	+ 37.8%
Average Sales Price*	\$116,000	\$214,450	+ 84.9%	\$229,056	\$245,543	+ 7.2%
Percent of Original List Price Received*	100.0%	95.8%	- 4.2%	90.2%	98.3%	+ 9.0%
Days on Market Until Sale	113	169	+ 49.6%	119	112	- 5.9%
Inventory of Homes for Sale	22	23	+ 4.5%	—	—	—
Months Supply of Inventory	5.3	3.9	- 26.4%	—	—	—

\* Does not account for list prices from any previous listing contracts or seller concessions. | Activity for one month can sometimes look extreme due to small sample size.

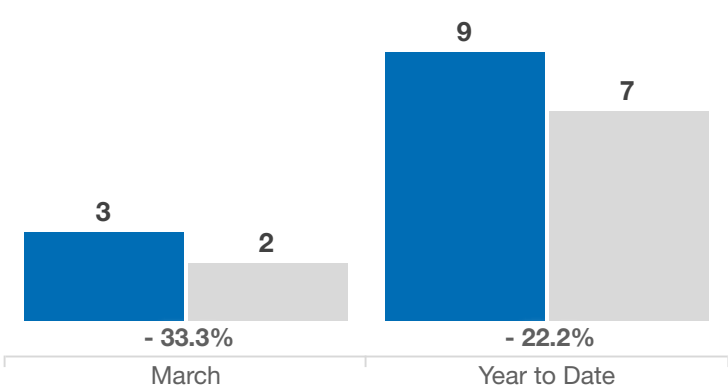
### New Listings

2024 2025

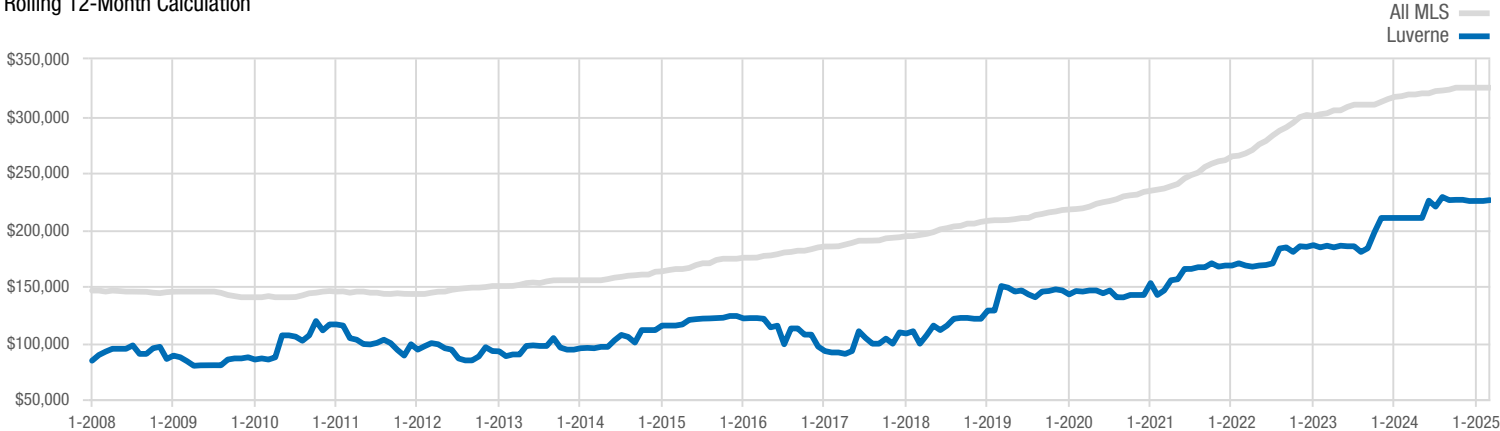


### Closed Sales

2024 2025



### Median Sales Price Rolling 12-Month Calculation



A rolling 12-month calculation represents the current month and the 11 months prior in a single data point. If no activity occurred during a month, the line extends to the next available data point.