



Baltic

Minnehaha County, SD

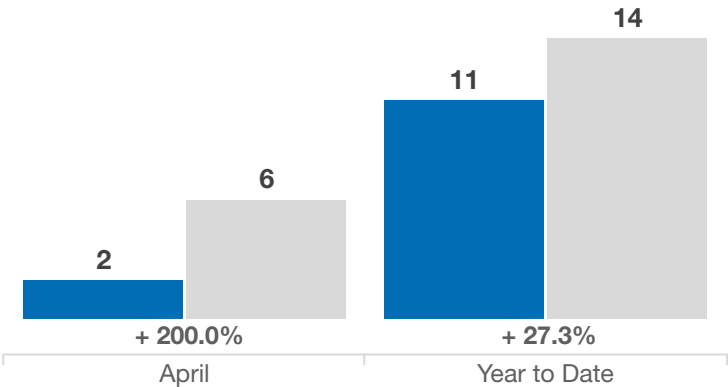
+ 200.0%	0.0%	+ 45.9%
Change in New Listings	Change in Closed Sales	Change in Median Sales Price

Key Metrics	April			Year to Date		
	2024	2025	% Change	Thru 4-2024	Thru 4-2025	% Change
New Listings	2	6	+ 200.0%	11	14	+ 27.3%
Closed Sales	2	2	0.0%	8	8	0.0%
Median Sales Price*	\$258,450	\$376,950	+ 45.9%	\$272,450	\$422,400	+ 55.0%
Average Sales Price*	\$258,450	\$376,950	+ 45.9%	\$279,713	\$461,013	+ 64.8%
Percent of Original List Price Received*	99.6%	97.4%	- 2.2%	95.7%	98.3%	+ 2.7%
Days on Market Until Sale	95	70	- 26.3%	76	105	+ 38.2%
Inventory of Homes for Sale	9	8	- 11.1%	—	—	—
Months Supply of Inventory	3.0	4.0	+ 33.3%	—	—	—

\* Does not account for list prices from any previous listing contracts or seller concessions. | Activity for one month can sometimes look extreme due to small sample size.

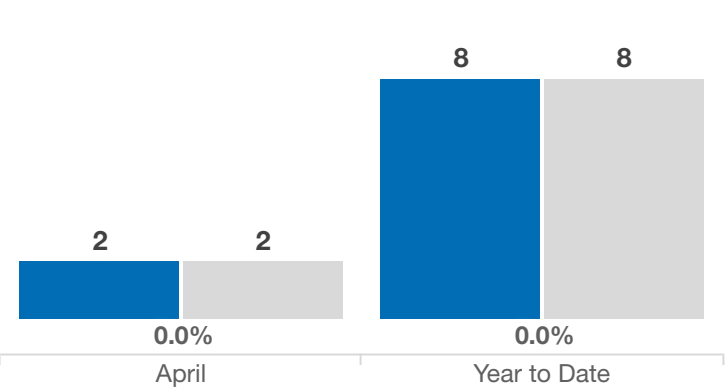
New Listings

2024 2025



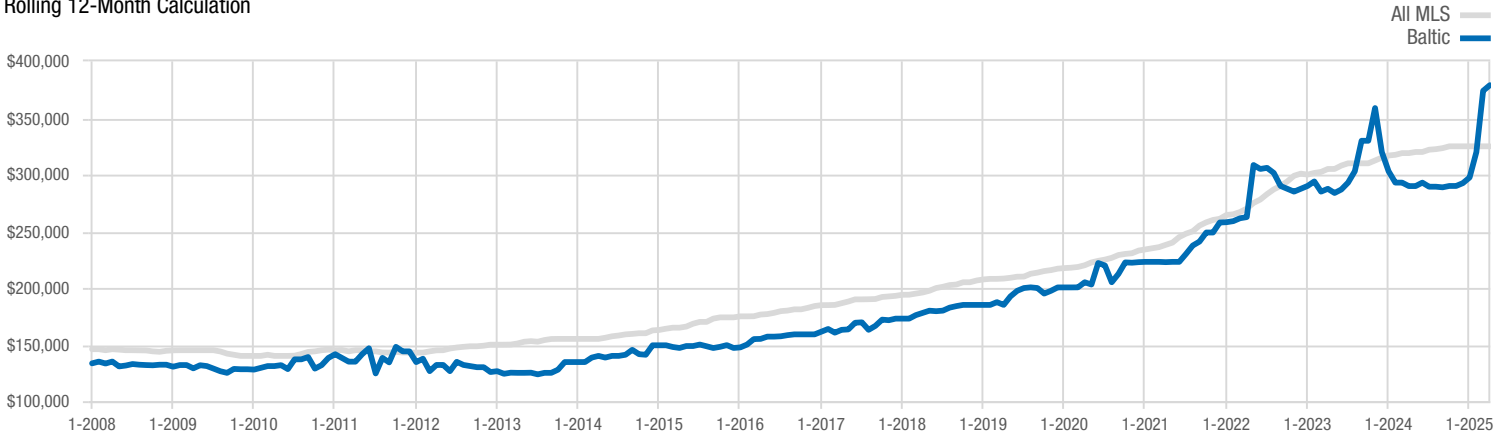
Closed Sales

2024 2025



Median Sales Price

Rolling 12-Month Calculation



A rolling 12-month calculation represents the current month and the 11 months prior in a single data point. If no activity occurred during a month, the line extends to the next available data point.